



ART WORKSHOP OF WESTERN SONOMA COUNTY

AWSOMEART.ORG • JULY 2023

THURSDAY, JULY 20th

Sebastopol Veteran's Building, 282 South High St., Sebastopol, CA

10:30 Board • 12:00 Potluck • 12:30 Meeting 1:30-2:45 - Art Demo (see below)

July Prompt: HOME SWEET HOME • August Prompt: HATS

1*

That's how many art pieces you can share in any one AWS meeting.

This was a board decision based on limited space & safety concerns.

July Art Demonstrator: Collage Artist Catherine Cruz

Catherine Cruz is a French-American abstract artist who works with mixed media, multi-layered collage, and reclaimed materials. Catherine was born in Mantes-la-Jolie, France, not too far from Claude Monet's home and gardens. She grew up in several places including Versailles and the Cote d'Azur, attending high school in Cannes. Informed by more than twenty-five years of experience in the design world, Catherine takes inspiration from a unique perspective, which spans architecture, interior design, and sustainability.

Her art work is a mixture of textures and patterns created by the passing of time and the effects of the natural elements on the built environment and the rural environment, which she photographs, analyzes and abstracts. Always an avid learner, she has studied art history, color theory, painting, classical figure drawing, perspective, printing, and pottery in both France and the US.

As a predominantly self-taught artist, she has developed her style by exploring materials and techniques. Her process involves layering materials on wood panels or canvas such as her own painted papers or vintage paper. The layers are often sanded to reveal patterns and details.

Her passion is to encourage others to unleash their creativity, experiment with materials, and connect with their imagination. She created Be You Art Studio and launched her creative workshops in 2018. [Visit Catherine's website at www.beyouartstudio.com](http://www.beyouartstudio.com)



* Prompt or otherwise, please share only ONE piece per meeting. Don't stand on a chair to hang your work! If there is a step stool available, use that.
>> Unless your name is clearly signed, please *attach a sticky note with first and LAST names* — we have a lot of same-name members!

FROM THE PRESIDENT JUDY GOLDBERG

Hello AWS artists! Hello summer!

Hope those who gathered for the June picnic enjoyed the opportunity to relax and become more acquainted with one another in the beautiful, woodsy Riverfront Park. Time spent in comfortable conversation over watermelon and lemon bars might be just as valuable to an organization's strength as a board meeting. Groups that play together, stay together.

I have heard people wistfully say, while looking at a painting or a handcrafted something, that they are not artistic or that they wish they were. However, their admiration and appreciation of the art work is a creative act.

***Creativity is part of human nature.
It can only be untaught.***

~ Ai Weiwei

Creativity is not just an ability reserved for the traditional arts. We humans are, of necessity, born creative. We live artfully, deciding what to wear, enjoying an interesting conversation, rearranging the living room...again, planning a garden, writing a touching note to someone in distress, managing a problem at work to everyone's satisfaction. We find our way through life, based not solely on

instinct but through conscious choice, making countless small and large decisions all day, everyday.

Though we begin our young lives drawing, singing, telling stories, pretending to be pirates or princesses and dancing to the music, not everyone chooses a career in the arts. Other work maybe had more appeal or we were directed towards a specific occupation. Then, eventually, no longer needing to work - or needing relief from our work - we find ourselves drawn back into enjoying what is more commonly considered creative pursuits.

One of my sisters, a nurse for 45 years, has partially retired and is, at last, happily learning to play her piano, while another is trying her hand at pottery and watercolor painting. Our youngest sister has begun to make handcrafted items on her days off. They are joyous!

It might be something that we all feel a need to do, like we did as children, to draw, to sing, to dance, to make music...to play.

**Experiment! Explore!
Enjoy! It's all good.**

Judy Goldberg



Kathy Byrne - "Circles"
11x14 watercolor & ink

Lonna Necker -
"Home Sweet Home"
9x12 pastel
*My friend took a
nighttime photo from
atop a hill looking toward
the Russian River.
I donated it to the
Monte Rio fundraiser.*



VICE PRESIDENT'S REPORT LONNA NECKER

Greetings to you all,

Our June picnic was held in a smaller setting but quite lovely. The weather was perfect. Since we had no presentations or prompts, I'm giving you a list of all the prompts and demonstrators for the rest of this year.

Our July demonstrator will be **Catherine Cruz**. Catherine is a French-American abstract artist who works with mixed media, multi-layered collage, and reclaimed materials. She will demonstrate her collage techniques for us on July 20. (See page 1.)

The **DEMONSTRATORS** for the rest of this year are:

August: Susan Bradford - Ten-stroke painting

September: Tamra Sanchez - Pastels

October: Ron Sumner - Watercolor & Framing

November: Rod Morgan - Airbrush techniques for art projects

December: Holiday Party

Our prompt for July is **Home Sweet Home**... yours or anyone else's!

The **PROMPTS** for the rest of the year are:

August: Hats

September: Modes of Transportation


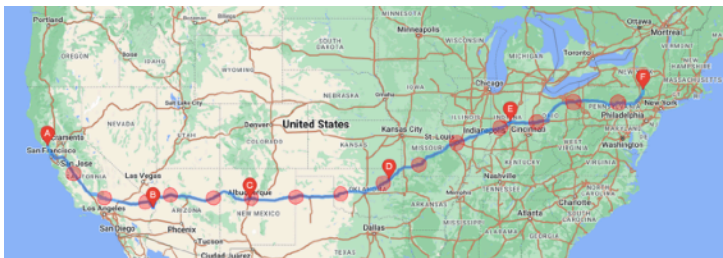
October: Gourds and Pumpkins

November: A Generous Table

December : Holiday Joy

PLEASE LET US KNOW OF ANY ARTISTS AND/OR TOPICS YOU WOULD LIKE TO HAVE PRESENTED or PROMPT SUBJECTS. SEND YOUR SUGGESTIONS TO ME OR ANY BOARD MEMBER. Send your idea or the name and contact info (if possible) of presenters and I will contact them.

Take care,
Lonna



My original watercolor "The Clothesline Quilt" was only 18"x18".

HELLO FROM YOUR FRIENDLY EDITOR, GAIL MARDFIN, writing from the verdant northeast corner of Pennsylvania, known as the Endless Mountains.

My 6-day drive across the country was wonderful, with stops to see the Albuquerque Art Museum and friends in Oklahoma and Indiana.

I am a long-distance member of the Wayne County (PA) Arts Alliance and they do something called "The Great Wall of Honesdale" in Honesdale, the county seat. It is a huge brick wall in the center of town that each year features a dozen enlargements of art by members - winners of an annual contest. This year's theme was HOME and I was a winner! At left you can see the scale of the project.

Since my original painting was square (of course!) I submitted only a horizontal section.

(If you're on Facebook, you may already have seen the photos.)

SEBASTOPOL VENUES

May 18 - July 20

Coffee & Moore

OUTGOING: Rhonda Mertle & Deni Marrone

INCOMING: Kathleen Andre

Fandee's Restaurant

OUTGOING: Marilyn Dizikes

INCOMING: Jan Blake

Hair Masters

OUTGOING: Carol Mills & Deni Marrone

INCOMING: Enid Barnes

Hole in the Wall Restaurant

OUTGOING: Kathleen Andre, Enid Barnes, Kathy Byrne, Jerry Fabiano, Judy Goldberg, Carolyn Jarvis,

Deni Marrone, Carol Mills, Linda Reid

INCOMING: Elizabeth Gomes

Sonoma Burger

OUTGOING: Enid Barnes

INCOMING: Nancy Sanchietti

Specialty Center

OUTGOING: Linda Grainger

INCOMING: AVAILABLE

Umpqua Bank

OUTGOING: Marcella Ford

INCOMING: Deni Marrone

**TO SIGN UP FOR VENUES,
SPEAK DIRECTLY TO
Venues Coordinator Deni Marrone
Contact her at (408) 202-3875 or
denijomarrone@gmail.com**

ANOTHER VENUE SALE!

Congratulations to **Kathy Byrne**, who sold her watercolor "Through the Window" at Hole in the Wall Restaurant recently.

July 20 Refreshments

Please have your contribution (enough to serve 12 people) on the table so the potluck can start promptly at noon.

>> Remember to sign in at the door
AND on the food table.

SANDWICHES/ FINGER FOOD

Susan Barri

Patty Bird

Judy Boles

Diane Ceccarelli

Marcella Ford

Hedda Gold

Diana Jones

Sandi Maurer

Judy McFarland

Niki Skelton



DESSERT/FRUIT

Enid Barnes

Jan Blake

Catherine Devriese

Barbara Evans

Patricia Marina

Carol Mills

Nancy Tulloh

RAFFLE SALES

????

SELL RAFFLE TICKETS!

it's a fun way to meet people. Sign up on the food signup sheet to do it the following month.

BUY RAFFLE TICKETS!

Your chance to win a \$15 gift certificate to RileyStreet Art Supply. \$1/\$1 or 6 for \$5.

SHOW US YOUR WORK!

Don't be shy. Use the newsletter to share the art you've been making.

Send it to gail@plpgraphicdesign.com at any time with the subject: ART FOR NEWSLETTER.

It will appear in the next month's issue if I get it by the Wednesday following the most recent meeting.





JUNE 15: It was a beautiful day for a picnic! And a wedding! As it turned out, there was a wedding party at the space AWS usually uses for our picnic at Riverfront Regional Park. With the last-minute news, about two dozen members and friends showed up, some with camp chairs, all with potluck contributions to share – including lots of leftovers!

With the new configuration, some felt it might have been a blessing. Circular group formations made for better conversation, rather than the long picnic tables. Some went for a walk, and all in all, the folks that attended enjoyed the day, but with such a low turnout, perhaps we need to talk about the future of the traditional picnic.



TATTOOS: RENAISSANCE OF BODY ART



PLEIN AIR & WINE OPPORTUNITY

Carol Mill's friend's granddaughter is the Events Coordinator for Brocoleur Vineyards in Windsor. They recently televised the *Today Show* there and are quite popular.

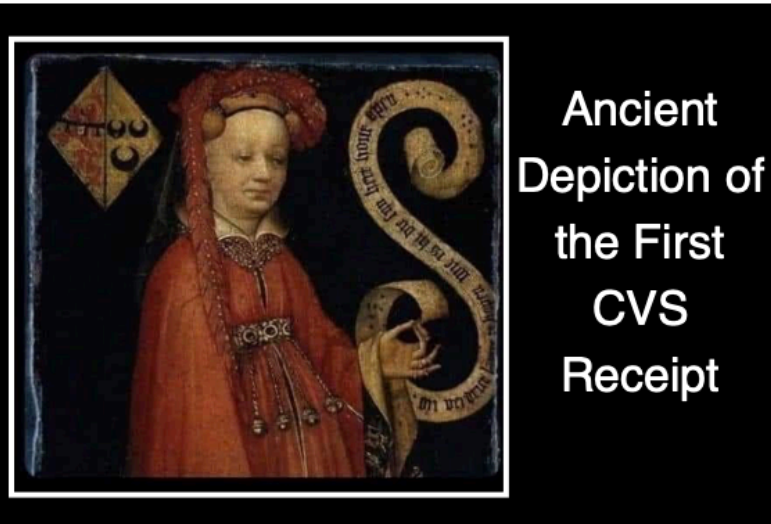

She reached out to Carol to see if she knew of a couple of artists that do *plein air* painting who would like to come to the winery on July 15th, 11AM - 4PM for their big Bastille Day celebration. The artists can paint there and also have their art for sale (...and lots of free wine!)

Check it out ASAP if interested! The person to contact is Tiena Moore at events@bricoleurvineyards.com.



This painting is titled:

“Would It Hurt You To Put The Dirty Bowl in the Dishwasher?”



Ancient
Depiction of
the First
CVS
Receipt

ART BY AWS MEMBERS




Kim Winter -

LEFT:
"Don't Go
Anywhere" 36x24
acrylic

RIGHT:
"It Was Going To
Happen"
38x24 acrylic



Deni Marrone -
"Life's a Beach"
24x12
acrylic pour
with shell




Linda L. Reid -
"Checkered Moon" 30x20 acrylic

From *“Plein Air Techniques for Artists: Principles and Methods for Painting in Natural Light,”* award-winning artist and respected workshop instructor *Aimee Erickson* demystifies how to capture a variety of light effects and guides you in strengthening your plein air skills through practice. [I think these are great suggestions when facing a blank canvas, whether you are a *plein air* painter or not. - gm] *The following is an excerpt:*

What To Do If You Don't Have An Idea

Try doing less. Limiting some aspect of your scope has the effect of sparking creativity. You can introduce physical limitations, limits to your palette or stylistic approach, or what tools you use.

- Paint with your non-dominant hand.
- Paint with your back to the subject and limit the number of times you can turn to look at it.
- Set a time limit. Try twenty minutes, or less, and reduce the number of decisions you make to fit.
- Work small. On a big canvas, mark off a small box in the corner and do a mini painting.
- Use a single big brush on a small canvas.
- Do the entire painting with a palette knife—or a credit card.
- Work in black and white only.
- Choose a limited palette that has no relation to your subject.
- Limit yourself to four colors only.
- Find something very small to paint—a single well-lit object or a color relationship.
- Make thumbnails and design sketches instead of something more ambitious.
- Paint a familiar subject.
- Make an abstract color study.
- Make vertical brushstrokes only, or horizontal brushstrokes only, or all diagonal brushstrokes.
- Use a toned canvas and keep all your brushstrokes from touching each other; then, make an exception.



Art at the Source

by Gail Mardfin

As I knew I'd be gone by the second weekend of June, I was happy to do some Art at the Source touring during the first. I visited eight studios altogether, including the four featuring our AWS artist-friends.

First stop Saturday morning was to **LINDA LOVELAND REID's**, assisted by her artist-daughter **Denise Ferrer**, who just became an AWS member. So nice to have more than a minute to talk to Linda about painting process and see her work all together, as well as the room she works in. Linda says she looks at art online or in books for about an hour, almost every day. When it's a day to paint, she sets one whole day aside, as she's not somebody that can work for half an hour at a time here and there. Both Linda and Denise save images they've come upon as inspiration for their abstracts.



Linda Reid in her studio



Linda finds doing her recent, more representational work to be relaxing, and she enjoys working with a palette knife.



Beverly Bird

Next I drove up to north Sebastopol to see **BEVERLY BIRD**, who was showing with the glass artist, Melissa McCann. Beverly works with the trifecta of oils, acrylics, and watercolors. I learned she uses acrylic in the studio, but oils for *plein air* work and portraiture, since they don't dry out and are inherently more blendable. But Beverly loves the serendipitous outcomes of watercolor, too! As I admired her simple black or black-and-gold frames, she gave me the tip to check out Judson's Plein Air frames, found at judsonsart.com – especially affordable when they're on sale.

On Sunday I toured with my granddaughter, Zaylie, and we visited **SUSAN BRADFORD**, who was just saying goodbye to some visitors to her outdoor display on the corner of 116 and Green Valley Road, close to Graton - and far from her source of summertime inspiration on Monhegan Island, Maine, depicted in many of her pieces. Susan said traffic was way down from last year; she'd had only 18 visitors all day Saturday – but she still sold three paintings that day – and picked up some students interested in her 10-stroke process (which we'll be learning about during next month's demo)! [Follow-up note: By the end of the Open Studio weekends, Susan sold 13 paintings! "It was pretty awesome," she says.]



Susan Bradford

CONTINUED NEXT PAGE

Whether it's a still life, nature, or buildings, Susan's work is so recognizable with its strong shapes and contrasting colors, especially in sun and shadow areas. She uses palette knife, as well as brushes, and sometimes both. Susan had recently returned from this year's *plein air* conference, where, even after four years, she says she always learns something that improves her painting.

After visiting several studios in the Bowen Street building of artists in Graton – with Zaylie trying whatever tasty treat each artist was offering, from fresh fruit to mini-muffins to almond-butter-stuffed-pretzels – our last stop was at **FRAN NIELSEN's** convenient Sebastopol location, serving madeleines and juice boxes.


Fran's grown granddaughter (and now next-door neighbor) is her annual sales assistant, and was ringing up the hot-off-the-press acrylic "Peaceful Waterfall" while we were there admiring her detailed acrylic paintings, decorative figurines, and cards-cards-cards! Fran has also been having fun creating collages made of photos of her figurines and handpainted backgrounds, embellished with buttons or other tiny ornamentation. ☿



Fran Nielsen




Zaylie always loves the animal paintings, like Fran's fox.



BEFORE

After an AWS critique, Beverly Bird made adjustments to this painting, especially in lower right section. (NOTE: Lighting of photos differs, photographer's error. - gm)



AFTER

Riley Street

art supply

103 Maxwell Ct, Santa Rosa
 (707) 526-6421 • www.RileyStreet.com
 Mon. - Sat. 9-5:30 | Sun. 11-4

SAVE EVERY DAY

1000'S OF HUES TO CHOOSE FROM

AS AN AWS MEMBER, REMEMBER TO ASK FOR YOUR
 10% DISCOUNT ON ALL ITEMS NOT ALREADY
 DISCOUNTED OR ON SALE.