



ART WORKSHOP OF WESTERN SONOMA COUNTY

[AWSOMEART.ORG](http://AWSOMEART.ORG) • DECEMBER, 2023

## AWS HOLIDAY PARTY! DECEMBER 21 • 12:00-2:30

Sebastopol Veteran's Building, 282 South High St., Sebastopol, CA

No board meeting or demo • **JANUARY PROMPT: Haven**

### HOLIDAY PARTY CHECKLIST

- Your **Nametag** on your holiday apparel
- Your **Dues** (\$40 check to "AWS")
- Something for the **Potluck** Table (for 6-8)\*
- Optional **Miniature Masterpiece** of holiday or winter-themed joy ( 5x7 or smaller & no more than two). People bringing mini-art automatically receive one raffle ticket.
- Cash for Raffle Tickets** to win a Miniature Masterpiece (1= \$2.50 / 3 = \$5) *(See next page for more Raffle info.)*
- Drinks & tableware are provided. However, you can always bring a **place setting** (and bag to carry home the dishes) to avoid disposables.

**\*Note:** Although your attendance does count toward your 6-meeting requirement for the Apple Blossom Show, everyone is expected to bring a potluck item and it does not count toward the refreshments requirement.

### ALSO...

### "OVERSTOCK SALE"!

- Bring **used and/or new art supplies** in OK condition that you're ready to part with...canvases, papers, brushes, paints, frames, books, etc.
- Bring **cash (or check)** to buy Overstock.
- Arrive by 11:45** and give your items to **Jan Blake** or one of her three assistants to place on tables with set prices. More expensive items will be sold via silent auction. Proceeds benefit AWS programs.
- You must take any of your items that **didn't sell home** with you!





## FROM THE PRESIDENT, JUDY GOLDBERG

**Ho Ho hello everyone,**

The holidays are upon us with so much to do and much ado. Our November meeting was busybusybusy with all sorts of business... a whirlwind of nominations, announcements, good news and opportunities! There was just

enough time left for AWS member, **Rod Morgan**, to demonstrate his airbrush techniques for his graphics and paintings with their unusual textures and gradations of tone and color.

Since there was not an opportunity for members to talk about their fabulous work brought in to share, here's hoping you all took the opportunity to send a photo of your art and blurb to **Gail Mardfin** for this month's newsletter.

In keeping with the most recent holiday celebration, let's give thanks to those members who have contributed their time and talents for so many years and are now passing on the opportunity to serve and be involved in the workings of our organization.

Applause please for **Patty Bird**, our longtime Treasurer, co-chairing as a gradual release of her post. Huzzahs for the Hospitality crew, **Kathy Byrne**, **Susan Barri** and **Kathleen Andre**, who will now be lunching with the bunch, and **Rhonda Johnston**, moving from Recording Secretary to a new board role. Much appreciation also goes to the members of the board who have agreed to carry on for another year (VP **Lonna Necker**, **Lorraine Stribling**, beloved keeper of the membership stats, **Fran Nielsen**, **Judy McFarland** & **Patricia Marina**, **Deni Marrone**, and **Linda Reid**).

And let's be grateful for those who raise their hand to take on those pop-up tasks...the raffle volunteers, the committees for the Apple Blossom Show, the organizers of this trip and that party, the makers and fixers of all the things that help our group be what it has become. Most of all, a huge flag waving cheer for ongoing support from **Gail Mardfin**, our newsletter, website, and faceboard

maintainer. Special thanks to **Carol Mills**, past President for five years and the behind-the-scenes grant writer for our county funding.

Our next celebration of the season is the **AWS Holiday Party**. We all gather for a good time of feasting, gabbing, art supply bargain hunting, and perhaps getting lucky during the raffle of the donated Mini Masterpieces.

Pack up your wheelbarrow or rucksack with your potluck dish and any overstocked, unused, slightly used, leftover, large or small art supplies & art books. Don't forget to bring your checkbook **or better....cash**.

If you choose to donate a small artwork (5x7 ish) for the raffle, you will get a free raffle ticket; extra tickets can be purchased (with the aforementioned \$\$) for \$2.50 each or 3 for \$5!

So, I'm working on my mini artwork for the raffle and thinking about the many advantages of working small...I'll save those thoughts for next year.

Oh, and here's an idea...I'm bringing an IKEA bag this time, to carry stuff to my car!

Judy Goldberg

### MINIATURE MASTERPIECE RAFFLE

We are doing the holiday raffle a little differently this year. Each art piece will be tagged with a number. As raffle numbers are picked, they will be randomly matched with an art number. The winning ticket holder then gets that art piece.

*No more waiting for the slow choosers or anxiety for those that are not immediately chosen. HOWEVER, winners are allowed to trade their art winnings with anyone willing - that's part of the fun!*



Mini art from 2021

## **AWS Board Minutes November 16, 2023**

**Members Present:** Judy Goldberg, Patty Bird, Deni Marrone, Gail Mardfin, Judy McFarland, Patricia Marina, Fran Nielsen, Lonna Necker, Lorraine Stribling, Linda L. Reid, Rhonda Johnston

**Others Present:** Carol Mills, Beverly Bird

Meeting called to order 10:44 a.m. by President Judy Goldberg.

### **General Updates**

- Carol Mills received \$1,000.00 in grant money from the Community Investment Program for AWS.
- Change in Mini Masterpiece Raffle for holiday party begins this year, based on chance rather than selective picking.
- Increase of pay for guest speakers was discussed and the \$200.00 rate will stay the same with an exception made for the January papermaker. To be revisited.

### **Apple Blossom Show: Linda Reid**

- Due to AWS growing membership, and gallery space, 2024 ABS entries will be reduced to 3 pcs. of art instead of 4, with total square ft. allowed per person to be determined. Motion: Linda L. Reid. Second: Lonna Necker; Vote: Unanimous.
- Entry fee increase per piece was discussed and will remain at \$15.00. Motion: Linda L. Reid. Second: Lonna Necker; Vote: Unanimous.
- Popular Vote Prize (attendees vote at ABS) will go back to 1 prized member.
- Rearrangement of Categories was discussed and voted on. Motion: Linda L. Reid. Second: Lonna Necker; Vote: Unanimous.
- All expectations and changes will be made clear to eligible members well in advance of the ABS.

### **Nominating Committee: Gail Mardfin**

- Voting for 2024 Slate of Officers to be held during members meeting.

### **Vice President / Programs: Lonna Necker**

- All Prompts for 2024 are set and correspond with SebARTs' upcoming calls for entry.
- Prompt for January is "Haven."
- Talking with other members during a demonstration can be distracting.

### **Treasurer: Patty Bird**

- Jacque Mielke Awards account \$5,972.71, this includes \$995.00 from donated art at this year's ABS.
- Working balance \$5,935.03

### **Membership: Lorraine Stribling**

- 2024 membership dues of \$40.00 must be received by January 1<sup>st</sup>. Checks are to be made out to AWS and sent to Lorraine. Cash or check will be accepted during Dec. holiday party.

### **Venues: Deni Marrone**

- The basics on hanging art and going into venues will be discussed during members meeting. From now on, ID labels must be attached to the art, not to the wall.

### **Communications: Gail Mardfin**

Deadline to submit art to be on AWS website is December 31.

11:51 a.m. Motion to close: Gail Mardfin. Second: Patty Bird.

Submitted by Rhonda Johnston, Recording Secretary.



## VICE PRESIDENT'S REPORT

Our demonstrator for November was our own **Rod Morgan**. (See write-up on page 9.) Rod is usually a three-dimensional artist, but he demonstrated the use of airbrush (which he uses in his paintings) as a way to enhance our paintings. And wasn't it fascinating! He made it look easy/doable and just might have enticed some to try his techniques. His technique requires more than some medium and a brush, but the results are amazing and tantalizing. Go ahead and give it a go!

**Let me remind everyone that our demonstrators put much planning, time and expertise into their presentations, and they deserve our full attention and respect. Side conversations with fellow members are distracting. Reparté with the demonstrator, even if they are a great friend, are a distraction to the presenter and to those who want to hear the presentation. We have an outdoor patio that is a separate space that you can use if you need to have conversations with friends during the demos. Thank you.**



We will not have a presenter for December as it is our Holiday Celebration. Instead, we have a HUGE potluck with fun and games and all such merriment.

Our January presenter will be **Jane Ingram Allen** who will demonstrate Papermaking. This will coincide with Sebastopol Center for the Arts' **Pulp** exhibition opening April 6, which we sincerely hope you'll enter.

Our November prompt was "A Generous Table." It most certainly got us into the Thanksgiving mode. Thanks to all who picked up the prompt and those who brought whatever they wanted.

Remember that the prompt is only an idea for a piece of art to bring to our meetings and not a requirement. The December Prompt is "**Holiday Joy**." That is a prompt that asks us to bring a very small painting that somehow reflects the joy of the season.

Please cut out and save the prompts listed to the right for 2024. And as always, if you have ideas for a demonstration or presenter, let me know.

Take care,  
Lonna

**SAVE!**

## 2024 PROMPTS

### January

Haven\*

### February

Pulp\*

### March

Rain

### April

Reverberations\*

### May

An Homage to ...

**June** - No prompt, Picnic

### July

At the Intersection of Art  
& Social Justice\*

### August

Layers

### September

Anthropomorphism

### October

Self-Portrait

### November

Barns

### December

Miniature Masterpieces

\* The prompts with asterisks are coordinated with art exhibits at Sebastopol Center for the Arts. Their Calls for Entry will take place in the next month or so after the AWS prompt; then you'll be





**Phil Wilkinson** - "Sea Shapes" 12x22 acrylic & oil  
*My latest abstract seascape. The mixed acrylic/ oil is a technique I learned from Monique Carr, an abstract landscape painter. I took an online tutorial with her. The acrylic underpainting dries faster, particularly with a hair dryer, so you can quickly do layering, then the oil on top allows better texture. She has a lot of techniques that help with abstraction, using fingers, napkins, using a brayer over a paper towel on wet paint for texture, and so on.*



**Judy Boles** -  
"Berries" 13x13 colored pencil on Bristol board burnished with rubbing alcohol



**Susan Bradford** -  
"My Favorite Holiday Decorations" 16x20 oil  
*My Christmas card this year.*

## SEBASTOPOL VENUES November 16-January 18

### Coffee & Moore

CURRENT: Abstraction Group:  
Patricia Marina, Kim Winter, Nancy Tulloh, Linda Reid  
NEXT MONTH: Elizabeth Gomes

### Fandee's Restaurant

CURRENT: Gail Mardfin  
NEXT: Kathleen Andre & Rhonda Mertle

### Hole in the Wall Restaurant

CURRENT: Rhonda Mertle & Enid Barnes  
NEXT: Linda Dove-Pierson

### Hair Masters

CURRENT: Elizabeth Gomes  
NEXT: **OPEN**

### Sonoma Burger

CURRENT: Susan Barri  
NEXT: **OPEN**

### Specialty Center

CURRENT: Deni Marrone  
NEXT: Enid Barnes

### Umpqua Bank

CURRENT: Lorna Ho  
NEXT: Gail Mardfin

**VISIT THE VENUE, THEN SIGN UP with  
Venues Coordinator Deni Marrone  
or call/text her at (408) 202-3875**

**Niki Skelton** -  
"California Poppbrie"  
acrylic on found wood,  
6 5/8" diameter


*This piece is a wooden bowl that comes with brie cheese sold at Costco. I soak it in water, flatten it a bit, dry it, patch the flaws with Liquitex Modeling paste, and paint it with acrylic. I keep finding things that need to be painted!*



**NOVEMBER  
PROMPT:  
A  
BOUNTIFUL  
TABLE**



**Hedda Gold** - "Stan's Lunch"  
10x8 Prismacolor pencil



**Merrie Krisl** - "Yum!" 12x9 acrylic  
*This is a dog's view of a bountiful table.*

**Gail Mardfin** -  
"Thanksgiving  
Cracker House"  
15x9x12 mixed media

*My granddaughter  
and I created this  
centerpiece out of  
salty crackers,  
pretzels, and dried  
beans. Working on a  
cardboard structure,  
it involved lots of hot  
glue and ModPodge.*



**Diana Jones** - "Celebration of the Harvest"  
9x12 watercolor pencil



**Becky Brendlin** - "Almost Apple Pie"  
8x10 acrylic on paper



**Marilyn Dizikes** -  
"Lemons and Vases" 18x24 acrylic



These three artworks are by new member and appreciated volunteer, **BECKY BRENDLIN** (not Breslin, as erroneously printed last month). "Walk in the Forest" is a digital creation using multiple layers in the app Procreate on her iPad. "Fall Shadows on Pumpkin" is a 14x11 acrylic on watercolor paper, and "Sisters" is a pen & Ink & watercolor commission done from a black and white photo, with primary colors added to represent the children's play on a sunny day.



**Sunny Dupuis** -  
"Pumpkin" 6x8 watercolor



**Deni Marrone** - "Dragonfly"  
14x11 acrylic bloom



**Carol Mills** -  
"James" 10x8 watercolor  
*Just mailed this little guy to my sister in Southern CA. She wanted me to paint it for her friend as this is her only grandchild. Hard to deal with skin color since half the photo was in the shade!*



**Sandi Maurer** - "Pleased" 24x30 acrylic & "Satisfied" 20x20 acrylic

**MAKE ART, NOT WAR**

SEBASTOPOL  
CENTER FOR THE ARTS

So much happening! Are you a member of our fabulous local art organization with its many exhibits and programs? Keep it afloat! Keep it thriving!

SEBASTOPOL MAKER'S MARKET & COMMUNITY FESTIVAL

SAT., DEC. 2, 2023 • 11am—5pm  
Inside & around the SebARTs building

Local art & craft vendors, music, & fun!  
In partnership with Dear Handmade Life



Reminder: THE BOWL Fundraiser  
Sun., Dec. 3 @ 6:30 pm

An art bowl, yummy food, & 2 film shorts

Special \$25 pricing for artists

<https://www.sebarts.org/thebowl>

Annual Members Show

December 9-31, 2023

RECEPTION: December 9 • 2-4pm

Delivery between 11-4 on Dec. 5

You must register here - \$25

<https://form.jotform.com/232604907263152>



The 21st Annual National Art Program in Santa Rosa will run from February 5 to April 19, 2024, with art delivery on February 3. REGISTRATION DEADLINE IS JANUARY 5th and is online only:

[www.nationalartsprogram.org/santarosa](http://www.nationalartsprogram.org/santarosa)

Registration is open to all Santa Rosa residents and City employees, including all ages and skill levels, and there are cash prizes. There is no fee to enter.



12th ANNUAL SMALL WORKS SHOW  
December 14, 2023~ January 21, 2024

**Call for Entries!**

Deliver entries to Graton Gallery  
Thursday, December 7 through Sunday, December 10  
during gallery hours. 11 am - 4 pm.  
\$15 per entry; sales commission is 40%

For complete information on submitting work, click here;  
12th Annual Small Works Juried show Prospectus and Entry Form

**Artists Reception**

Saturday, December 16, 2023 • 1 pm - 4 pm



# November Airbrush Demo: Rod Morgan by Beverly Bird



Rod's first demonstration showed how you could spray over "plain old rubber cement" drizzled on the surface to serve as a masking agent against the airbrushed ink, then later rub it off with your finger.


Martin's water-based inks. Both are quick drying and non-toxic. To operate, he added a few drops of ink to the cup attached at the bottom, pushed down on the trigger to release air, and then pulled back on the trigger to increase the ink flow. A little ink goes a long way.

To keep the nozzle clear, he fills the bowl with water and a spritz of household cleaner and shoots it into a large plastic bottle through a hole in the side created for that purpose.

**Projects:** Rod noted that airbrush is ideal for **gradation**. Rod demonstrated a number of projects, starting with the "Star," created by using a straight-edge (a trowel, in this case) to paint four intersecting lines crossing at the middle. "Marbling" was done by painting over thin wires wrapped in cotton balls and draped over the background. For "Stenciling" he used a #11 Exacto blade to cut stencils from frisket film (self-adhering removable adhesive sheets) creating overlapping round shapes. Rod advised doing light colors first, mixing colors ahead or on the artwork. "Rubber bands and Pipecleaners" made an enticing pattern, at right.




The reflective surface of this large watch was achieved using various airbrush techniques.



Rod finished out the demo by reviewing how he'd created several larger pieces he had on display. Airbrushes are available at RileyStreet or Amazon.


"Pebbles" – created by spraying over pebbles on the background, then moving them and spraying again, with a lot of repetition and patience.



Above, Rod cuts a stencil out of acetate film, which is then used in various positions on the artwork.



Rubber bands and pipe cleaners worked to create a pattern, once they were sprayed with two colors of ink.




Rod demonstrated his airbrush cleaning technique between changing ink colors.

# Social Media Stars

Everybody says that to promote your art, you need to be regular and deliberate about social media postings or newsletter emailings. I have noticed two AWS members, in particular, who do a good job at that!

**Elizabeth Gomes** makes regular videos or “reels” of her work or talking about her work on Facebook. <https://www.facebook.com/profile.php?id=100065836185645>



Another regular “poster” is **Carolyn Jarvis**. I enjoy reading the email newsletter she sends out approximately monthly, briefly sharing recent paintings, upcoming shows, or a view of

her studio. You can sign up here: [www.carolynjarvispaintings.com/email-newsletter](http://www.carolynjarvispaintings.com/email-newsletter)



I'm sure there are *many others* of you who do this sort of thing — and *I'm not even talking about Instagram!* — but these two stood out to me this month. Let us know what social media tools are working for you!

And as you post things on Facebook, Instagram, or wherever else, remember to **send your art to ME to put in the next AWS newsletter!** Include title, dimensions (HxW) and medium. Please send to [awsomeart2023@gmail.com](mailto:awsomeart2023@gmail.com). - gm

Dec 9 & 10th from 11-5pm  
HOLIDAY SHOW AND SALE

PATRICIA      SUSAN      AMY      SACHI  
SPECIAL GUESTS

OPEN DOOR ART STUDIO  
1924 GRAVENSTEIN HWY S  
SEBASTOPOL

## WANTED

**Decorative papers**  
**Sewing patterns**  
**Sheet music**  
**Magazines w/ good photos**  
for use in a  
**COLLAGE class** I will be  
teaching in January.  
Please email me and I'll be  
happy to come pick  
things up. Thanks.

Gail Mardfin  
Email or call 908-727-0010  
[gail@plpgraphicdesign.com](mailto:gail@plpgraphicdesign.com)

## Two Openings at Marilyn Sommer's Studio

We meet every **Monday from 10am to 3 or 4pm** at my studio in West Sebastopol. The teacher/artist is **Michael Coy**, whose work can be seen on his website, [coyart.com](http://coyart.com).

Michael presents 4-5 artists, alive or dead, for view and discussion. After his presentation, he helps each person with their work if they would like. He is extremely supportive and helpful and each person (beginner to advanced) pays him \$25.00 each Monday. He also does weekend workshops every few weeks at his studio in Graton.

There's plenty of space, a restroom, coffee/tea, and people bring their own lunch. The people who come are very supportive of each other. It's a lovely, welcoming atmosphere and a regular time each week to paint uninterrupted.

Anyone interested can just call me at 707-303-6792 for details. - Marilyn Sommer




Pamela Heck - "Pay Phone" 30x24 acrylic

## A Report from the Field...

You may recall **Jerry Fabiano's** offer to go *plein air* painting at Jenner Headlands. An email was sent out and close to a dozen people planned to attend on November 9th...but the weather predicted was chilly and windy. As it turned out, Jerry was unable to go, but trusty **Patty Bird** led the hearty troops who lugged their art materials up the long and torturous path...*wait, wait, no!* They went in *two cars on a private road*, accessible thanks to Jerry's connections!

One of the five AWS artists, Julia Hansen, had this to report...

*Sunny and no wind until about 2:00pm. The view is wonderful. The rangers and volunteers are very nice & we can arrange to go back. I highly recommend going, even just to see the view. Thanks for arranging this, Jerry!*  
-Julia



Congratulations to **Carol Mills**, who had two watercolors accepted in a new venue, the Belvedere Tiburon Library Art Gallery! The reception was great, and even better, she was one of four artists in the show who was featured in a piece in THE ARK, a Tiburon weekly newspaper, some of which is quoted here:

“... Carol Mills, 77, is known in her hometown of Forestville as ‘the cow lady.’ She says she’s not sure she likes the title, but she does paint a lot of local animals of all kinds. ‘I’ve painted goats, horses, sheep, llamas and roosters, plus a series of cows that are very popular,’ she says... She also is intrigued by dilapidated items such as old doors, barns, gas pumps and rusted trucks. It’s no surprise she was intrigued by a photograph of a discarded door with many layers of peeling paint, a padlock covered in lots of colorful rust and a corroded handle. With that photo as a guide, Mills painted [one of her works] in the exhibit.

“‘When I was working, I was glad to immerse myself in art and get away from politics for a little while,’ she says. Now retired, she concentrates on her art full time. She says she enjoys looking for the unusual, a subject that she’s interested in and is challenging.” You can read the whole article here:

<https://www.thearknewspaper.com/live/bay-area-watercolorists-to-display-works-in-new-belvedere-tiburon-library-exhibit>

The show runs through January 11 and features 39 works by 27 artists.



**Carol Mills -**  
“Who’s Got the Key?” 20x27 watercolor



“Land of Milk & Honey,” 15x60 pastel by Wendy Harris

**Between YouTubes, websites and whatnot, there are SO MANY wonderful art-related things to see and learn on the World Wide Web, a.k.a. “www.”**



“We Take This for Granted,” 15x27 pastel by Wendy Harris

**Here’s a 1-minute video by Wendy Harris, an artist who is a friend of a friend of mine in upstate New York, creating a big, beautiful pastel painting. Watch her roll on a dark painted undercoat, don a gas mask & gloves, and go to work.**  
[wendyharrisfineart.com](http://wendyharrisfineart.com)



Friday, August 4, 2023

# How to Choose the Right Paper for Every Subject

*Felicity House shares her tips for letting the paper work for you.*

If your subject has a dominant color, then you could choose paper that is that same color and concentrate on pastelling the other areas in order to build the picture quite swiftly,” says Felicity House. “For example, if the subject is a warm stone building ... choose that color of paper.

“Does a dark interior dominate? Then use dark paper.

“Conversely, you could choose a color of paper that’s opposite to the dominant subject color, which will result in a vibrant picture. For example, if you have blue objects, use yellow paper support.

“A warm color paper works well with a cool subject. Likewise, a cool colored paper works well with a warm colored subject.

“Using a mid-toned paper means you can work well in pastels with darker tones to begin with and finish with the light color highlights to obtain a painting with a full tonal range.

“A light color of paper enables you to concentrate on drawn marks if that is important to you.

“Thinking about the color of the paper before you start can:


- Save you time
- Give cohesion to your picture
- Make you think about whether line drawing or color impact is how you will be working
- Help give you a useful warm/cool contrast
- Provide a new challenge – it’s exciting to work on a different color – what will happen? How will your pastel picture develop on an unexpected color support?

“Lots of papers, like Art Spectrum Colorfix, can be wiped and re-used, which again gives you an interesting color, pattern, or shape which can work with a new subject.

“Of course, you can paint your own paper/support in watercolor or acrylic which gives you the opportunity to have a paper in a color that’s not manufactured. Or create graduated color washes as appropriate to your subject for working on in pastel.


“On location, I always carry a folder containing different color sheets of pastel paper so I can choose the most appropriate one for the subject. For the studio, I might buy some color papers I usually don’t consider. It’s good to take risks and try things out.”

“Q is for Quince,”  
8x10 pastel with  
watercolour  
underpainting by  
Felicity House.  
**Cool paper with  
warm subject  
matter.**



“Tulip Cup and  
Saucer,” 7x7  
pastel by Felicity  
House.  
**Green paper –  
Red subject.**

““Garden at Hotel  
de L’Orange,”  
19x14 pastel by  
Felicity House.  
**Buff building +  
warm buff paper**



“The Yellow  
Saucepan,” 12x8  
pastel by Felicity  
House.  
**Use pale paper  
when the drawn  
line is important.**

# Art of the Christmas Tree (redux)

© John Atkinson, Wrong Hands



**TIME TO CREATE/UPDATE  
YOUR ARTIST PAGE ON THE  
AWS WEBSITE!!**

**DEADLINE: DEC. 31**

Send up to 3 good,  
non-skewed images with title,  
medium, and dimensions  
(of artwork only, not frame,  
height x width) to

[awsomeart2023@gmail.com](mailto:awsomeart2023@gmail.com)  
with "FOR AWS WEBSITE" in the  
subject line.

Include your name as you would like  
it to appear and a link to your  
website, etc., if you have one.

Click here to see examples:  
[https://www.awsomeart.org/  
members-artwork](https://www.awsomeart.org/members-artwork)

**Next opportunity: June 2024**

**We welcome  
two new members!**

**Cindy Gillespie, Santa Rosa**  
**Sandy Krey, Forestville**

## 2024 AWS DUES

GIVE your check (made out to AWS)  
to Lorraine Stribling at the  
December party or MAIL it to her at:  
3 Oakwood Drive  
Petaluma CA 94954

**DUES DUE BY 1/1/24**

# Riley Street

*art supply*

103 Maxwell Ct, Santa Rosa  
(707) 526-6421



Mon. - Sat. 9:30am -  
5:30pm Sun. 11:00 - 4pm

**AS AN AWS MEMBER,  
REMEMBER TO ASK FOR  
YOUR 10% DISCOUNT ON  
ALL NON-SALE ITEMS.  
DOES NOT INCLUDE  
MATBOARD.**