



ART WORKSHOP OF WESTERN SONOMA COUNTY

AWSOMEART.ORG • DECEMBER 2025

AWS MEMBERS HOLIDAY PARTY! DEC. 18 • 12:00-2:30

Sebastopol Veteran's Building, 282 South High St., Sebastopol, CA

No board meeting or demo • JANUARY PROMPT: Home Inspired

HOLIDAY PARTY CHECKLIST

Arrive 11:45-12:00 with...

- ☐ Your Nametag on your Holiday Apparel
- ☐ Your \$45 Membership Dues if not yet paid
(cash in a labeled envelope or check to "AWS")
- ☐ Something for the Potluck Table*
(for 6-8 people - please include a label with what it is & ingredients used; mark your serving dish/spoon with your name - and remember to take your dish & leftovers home)
- ☐ Seasonal Miniature Masterpiece, if you are participating in the Holiday Art Exchange
(no larger than 5x7, one original artwork only)
- ☐ A place setting (and bag to carry home the dishes if you would like to avoid disposables)

***Note: Although your attendance does count toward your meeting requirement for the AWS, everyone is expected to bring a potluck item and it does not count toward the refreshments requirement.**



**The annual holiday party
is a great time to get to
know one another!**

**Please wear your nametag and
make an effort to sit at a table
with some members you know
and some members you don't
yet know. Thanks!**



FROM THE PRESIDENT LINDA L. REID

The holiday season is upon us. May your days be filled with family and loved ones, and of course, food!

It has been another successful year for AWS.

We enjoyed two large art shows, the Apple Blossom and Finley shows; our monthly demonstrations have been a delight, from drawing upside-down faces to making origami books; members have shared their work each meeting; and we expanded our membership to 130. We even had to close off taking more new members, so that we can keep the quality of our benefits high.

We celebrate the end of each year with a holiday party (*members' Significant Others welcome*). Bring your favorite food to share. Also, we invite you to bring a 5x7 (or smaller) holiday painting for our art exchange activity.

It has been my pleasure to serve as your president and I'm excited about doing so again in 2026. So many lovely friends and great artists. So much to look forward to in 2026.

XXOO

Linda

You are what you ART!



Linda L. Reid -
"Candles"
20x16 acrylic



Congratulations to **Alyson Dobbert** (right), who had two pieces accepted into a show at the Sausalito Center for the Arts (590 artists entered and only 197 were accepted)! AND they used Alyson's artwork on the cover of an SF Artguide Instagram post about the week's events beyond SF. Says Alyson: *The opening was a blast! So grateful that Linda Reid, Kim Winter and Kim's son Jamie came to see it. And of course my sweet supportive husband was there too!*

CHECK OUT THE NEW PAGE ON OUR WEBSITE

awsomeart.org/newsletters/past-newsletters

It's an INDEX page with ALL the newsletters since 2018 - listing programs, profiles & obituaries. As I worked on the page, I looked back *with fondness* at 2020...aka Covid! AWS had meetings online for more than a year, all reported in the newsletters. We shared art & watched online videos together! Lots of comics, links to interesting sites, and referenced articles in them, too.

- Gail Mardfin



Linda Reid reported her November 1st opening at the Upstairs Art Gallery in Healdsburg was fun! She is shown above with a buyer - which is always fun! Now as a **member artist** of the **Upstairs Art Gallery**, Linda's work will continue to be on view there.

VICE PRESIDENT'S REPORT • LONNA NECKER

Greetings,

Our presenter/demonstrator for **November** was **Gage Opdenbrouw**. He is a wonderful landscape painter who showed us many of his paintings all the while talking about his processes. He then created, or nearly created, an amazing large landscape in oil. He now has many AWS followers who plan to take future workshops from him. If you missed the email list, visit www.gageopdenbrouw.com.

There will be no presenter/demonstrator or prompt for December because we are having our annual holiday gala! • • • Members are invited to bring mini art marvels (paintings or 3D creations) to be exchanged with other members.

There will be more in next month's newsletter about our **January** presenter, **Gail Mardfin**, who will present on the **Business of Art**.

Our November Prompt was **Food**. Yet again, we had a grand assortment of Food art in addition to your various other delicious pieces. ***See November's prompt paintings on this page!***

Thank you all for your participation, your art and good cheer.

Take care, Lonna



Gage Opdenbrouw




Judy Boles -
"Bowl of Apples" 14x11 oil



Charito Shetty -
"Persimmon Harvest"
14x11 watercolor



Becky Brendlin -
"Midnight Meal" or "Toshikoshi Soba"
8x10 acrylic on paper • A Japanese
New Year's tradition.



Merrie Krisl -
"Reds" 8x10 watercolor



Diana Jones-
"Pumpkin Pie" 11x13 watercolor



Carol Mills -
"Figs and Melon"
14x11 watercolor



To maintain your AWS membership,
2026 Dues
must be postmarked by
Dec. 31, 2025
Mail check (paid to "AWS") to:
Judy McFarland
PO Box 2524
Santa Rosa CA 95405

AWS BOARD MINUTES **NOVEMBER 20, 2025**

Meeting Called to order 10:30 AM by President Linda L. Reid. .

Board Members Present: Linda L. Reid, Lonna Necker, Judy Boles, Gail Mardfin, Allene Donato, Judy McFarland, Deni Marrone, Judy Goldberg, Merrie Krisl, Carol Mills, Susan Nestor, Judy Pagnusat, Patricia Marina, Fran Nielsen, Sarah Hegarty

- **Nominating Committee:** Judy Goldberg reported the election of officers will take place in today's general meeting. All chair positions have been filled except for Publicity Chair. She will ask for volunteers during the general meeting. Installation of officers and introduction of all chairpersons will occur at the January 2026 meeting.
- **Officer and Committee Job Descriptions:** Linda Reid will compile the job descriptions she has received in a binder. Gail Mardfin will then link simplified descriptions to the AWS website.
- **Holiday Party:** Carol Mills reported we have enough tables, table cloths and table décor. Judy Goldberg showed several floor plans. It was decided to go with round tables. The welcome table will be set up in the hall. Gail Mardfin will host the art exchange. Set up will begin at 11:00. The Treasurer, Merrie Krisl, and the Membership Chair, Judy McFarland, will not be attending. Judy Pagnusat volunteered to take in membership dues at the party. Cash or check only.
- **Finley Center Art Show:** Gail Mardfin reported that the show was well received. Take down went smoothly. We had 8 sales.
- **Treasurer:** Merrie Krisl reported that she has shared passwords to AWS accounts with the President and Vice President so she has some backup. We have \$9,455.18 in our general account and \$4,602.59 in the Mielke awards account. She continues to work on getting AWS on to the state Registry of Charitable Trusts.
- **Programs:** Lonna Necker announced that Gage Opdenbrouw will be demonstrating *plein air* in oil today and the prompt today is Food. The prompt for January is Home Inspired. Gail Mardfin will be the speaker in January and she will present the Business of Art.

Going forward, programs will be the responsibility of the **Program Team**. Sarah Hegarty will be the Chair, attending Board meetings and setting up for the demonstrations. Nancy Sanchietti will recruit the speakers/demonstrators and will write a short bio for the newsletter. Susan Barri will write a summary of the demonstration for the newsletter. Brian Kellogg has volunteered to help the Chair with technical set up issues.

- **New Board Position:** Linda Reid made the motion to officially add the Program Chair position, currently held by Sarah Hegarty, to the AWS Board. Judy Pagnusat seconded the motion. It passed unanimously.

(continued)

**Thank you to the new
PROGRAM TEAM!**
**Suggestions for future
demonstrations may be given
to Sarah Hegarty or
Nancy Sanchietti.**

Board minutes, continued

- **Venues:** Deni Marrone reported that The Livery is on the market, but everything will remain status quo for now.
- **Communications:** Gail Mardfin will remind members that changes/updates to the artists' pages on the AWS website must be received by the end of December. Artists may request changes once a year. There is now a link on the website for past newsletters since 2018.
- **"Overstock Sale":** Carol Mills would like a couple of volunteers to help with taking in donations at the January meeting. All sales must be cash or check. Donations will be received starting at 11:30 and sales will start at 12:00 noon.
- **Pot Luck Lunches:** Judy McFarland brought attention to the monthly sign up sheet. It is not getting filled and does not always make it around the room during the general meeting. Sarah Hegarty volunteered to make sure it moves around the room and that all spaces get filled.

Microphone: As Judy Goldberg is retiring from the Board, Sarah Hegarty has volunteered to be responsible for bringing it to each monthly meeting and getting it ready for use.

President Linda Reid adjourned the meeting at 11:17 AM.

Minutes submitted by Judy Boles, Recording Secretary

GERALD HUTH'S COLLAGE WORKSHOP...

... in November was filled with AWS members: Marilyn Dizikes, Allene Donato, Caroline Ellis, Judy Goldberg, and Paula Pearce.

The next classes will be offered again on two Saturdays, February 7 and March 7, from 10am-4pm. All materials included, \$85. For more info, write jazzyfille@gmail.com

CALLS FOR ENTRY...

Venue: Arts Guild of Sonoma

Title: Passages

Entry deadline: December 5

Exhibition dates: Dec 31, 2025 - Jan 26, 2026

Artists may submit up to 2 works for consideration.

All pieces must:

- Weigh under 25 lbs (including frame or base)
- Measure between 12" x 12" and 28" x 28"
- Be priced at \$400 or more

For more info/submit entries:

passages-2026januarycallforartists.artcall.org

Venue: Santa Rosa Arts Center

Title: Small Works: Words & Letters

Submit entries: December 28, 11am - 3pm

Exhibition dates: Jan 2, 2025 - Mar 1, 2026

Artists may submit up to 3 pieces wired for hanging & up to 12" in any direction

For more info: santarosaartscenter.org/current-shows/


ABOVE RIGHT: In place of a travel journal, **Paula Pearce** made a photomontage to capture memories of her stay at Sun River Resort.

RIGHT: **Marilyn Dizikes** presents two colorful collages made with handmade papers from around the world.



Caroline Ellis -
"Abstract Number One"
16x17 collage

It's changed from the original I did in Gerald's workshop Saturday - it's now cut and turned from a 16x28 piece to this 16x17 size, which I like better.



Linda Weber will be one of the
participating artists at

BIJOUX

Dec 6 & 7 • 10am to 5pm

16th Annual Holiday Sale & Open House

583 Harrison Street, Sebastopol

Arts and fine crafts by local artists & designers
include jewelry, dolls, ceramics, sculpture,
candles, literary arts, mixed media,
handcrafted art cards and candles, felted
creatures, ornaments, and oddities.
Memorable treasures for gift giving!

SHOWSTOPPERS ARTIST COLLECTIVE

**Holiday Artisan Gift Faire
Saturday, Dec 6 • 11am-5pm**

Featuring work by Elizabeth Gomes

186 N. Main Street, Suite 110,
Sebastopol

Handcrafted, painted and homespun
works along with holiday arts and crafts,
tasty treats, fun and festivities



Sat & Sun, Dec. 6 & 7 • 10-4


Rain or shine • \$5, under 12 free

Complimentary hot cider and cookies

Corner of Santa Rosa & Sonoma Aves,
Santa Rosa • lutherburbank.org

+ Free rides on Rosie the Trolley to and from the
Handmade Holiday Crafts Fair
at the Finley Community Center

When the slate roof on the Greenhouse was replaced,
several AWS artists turned the old slates into art!



L-R: Slates
by Barbara
Lawson,
Cheryl
Woods and
Christine
Paschal

Christine Paschal will be at the



OCCIDENTAL HOLIDAY CRAFT FAIR

**Occidental
Community Center**

**Sat & Sun
Dec 13 & 14
10am-5pm**

Holiday Arts & Crafts Fundraiser Center for Spiritual Living Santa Rosa

**Saturday, Dec 13 • 10am-4pm
2075 Occidental Rd.**

Free admission. Chili, cornbread & desserts
for purchase. Fine art & crafts donated by
60 Sonoma County artists,
including AWS members:
**Daniel Celidore, Bob Hart, Lorna Ho,
Gail Mardfin, Sally Privette
& Elizabeth Springs**

SEBASTOPOL VENUES

November 20 - January 15

Coffee & Moore

CURRENTLY: Kathy Byrne
JANUARY 15: Pamela Heck

Fandee's Restaurant

CURRENTLY: Rhonda Mertle & Carol Mills
JANUARY 15: Fran Nielsen

Hair Masters

CURRENTLY: Brian Martens
JANUARY 15: AVAILABLE

Hole in the Wall Restaurant

CURRENTLY: Carolyn Jarvis
JANUARY 15: Carol Mills

Sonoma Chocolatiers & Tea House

CURRENTLY: Deni Marrone
JANUARY 15: Enid Barnes

Specialty Center

CURRENTLY: Judy Boles & Cheryl Woods
JANUARY 15: Gail Mardfin

Columbia Bank (formerly Umpqua)

CURRENTLY: Gerald Huth
JANUARY 15: Kathy Byrne

The Livery CoWork

IN JANUARY, through MARCH or MAY:
Becky Brendlin, Marilyn Dizikes,
Gail Mardfin, Patricia Marina, Deni Marrone,
Brian Martens, Sandi Maurer, Gail Radice,
Marilyn Sommer, Joyce Terres

Be sure to contact Deni Marrone if interested in showing in any of the Venues

Venues Coordinator Deni Marrone:
call or text (408) 202-3875
denijomarrone@gmail.com

Have you visited our Venues?

**CLICK TO LEARN ALL ABOUT
HOW YOU CAN SHOW WORK IN
A SEBASTOPOL VENUE -
READ THE ALL-NEW
VENUES GUIDESLINES!**

VENUE & OTHER SALES

LOTS OF SALES TO REPORT! In our Venues, last month **Lorna Ho** had another kitty sale at **Hole in the Wall** and **Kathy Byrne** sold two watercolors at **Coffee and Moore**. More recently, **Carol Mills** sold a sunset painting that she'd just put up at **Fandees!**



At the **1000 Shades of Green** show at SebArts, **Judy Boles** sold her oil, "Echevarria Succulent" (shown at left), and **Brian Martens'** mixed media piece, which featured a trombone, was bought by a trombone player! This is the first painting he's ever sold. *Congratulations, Brian!*

And another first-time sale was made by **Cindy Gillespie** at the **Finley Show!** *Congrats, Cindy!* The Finley show made EIGHT sales, including one for **Kathleen Andre**, which happened on the day the show was being taken down! Other members who sold work included **Sally Privette** (to her basketry student, Debbie Kremer), **Shirley Cheal**, **Fran Nielsen**, **Barbara Lawson**, **Katie Sanderson**, and **Avinash Pandey**. *Congratulations to all!*



Cindy Gillespie (right) and buyer Elsa Frick




Sally Privette and her happy basket buyer



Kathleen Andre (right) and her patron, Maggi Andrews

Avinash Panday's photograph of the Laguna de Santa Rosa was the high-mark sale at the **Finley show**. *Congratulations, Avinash!*



NOVEMBER ART DEMO: GAGE OPDENBROUW

“Painting Beyond the Subject”

by James Reynolds & Beverly Bird

Plein air painter Gage Opdenbrouw begins his demonstrations with a surprising admission: he isn’t a subject-driven painter. When someone asks, “Isn’t the landscape your subject?” he smiles — the point, for him, is not the landscape itself but the experience of being in it, responding to it, and translating that response into paint.

One of the most common desires he hears from painters is to “*paint looser*.” Gage suggests that looseness isn’t a technique one applies; it’s a by-product of thinking differently. He says “*Note to self: forget the self*” — to avoid forcing one’s will onto the scene and instead stay receptive to what is actually happening in front of them.

TOOLS, MATERIALS, AND AN UNFUSSY APPROACH

Gage works with a mix of humble and high-quality materials. He uses:

- Cheap hardware store mineral spirits
- Inexpensive brushes
- High-quality paint, especially Zecchi oils — he’s particularly fond of *terre verte*
- A camera as a tool, but not a dictator — “to take notes,” essentially. He’ll stop looking at a photo reference as soon as enough is working; memory often serves him better. He focuses on remembering the sensory experience of being there.


He draws with a brush, favoring immediacy over exactitude. He paints *thinly, broadly, and quickly*, even dragging an eight-inch rubber squeegee (a silkscreen tool [1]) across wet paint to simplify, alter edges and unify passages, and to break pattern of being too literal.



For field work, he favors the Alla Prima Prochade Box [2], specifically designed for the needs of a *plein air* painter, with special features for holding the support and storing the paints. Generally, he works on a 11”x14” or smaller support for painting outside.

PEOPLE, ATMOSPHERE, AND THE EXPERIENCE OF PLACE

Though his landscapes rarely include people, when figures do appear they remain intentionally anonymous — shapes rather than portraits. His focus is more often on atmosphere: marine layers, fog, the softening of edges. He says the damp North Bay atmosphere lowers his blood pressure; that essence becomes part of the painting.



DESIGN FIRST, COLOR LATER

Gage spends the early stages editing the scene — removing unnecessary detail and complexity. He thinks of composition as a simple musical arrangement, something with rhythm and clarity. Color comes later; the first concern is structure.


He pays close attention to where things meet and how they meet — edges, transitions, and relationships. His marks, though often abstract, are always rooted in observation.

INTENTIONALITY AND PROVISIONALITY

One of his guiding questions is: *Is there something pulling you to continue working on this painting?*

Every move should be intentional — not fussy or overthought, but purposeful. At the same time, he encourages painters to keep things provisional, to stay open to experience, surprise, and change. Painting, for him, is a form of noticing, combined with deep feeling.

(continued)



Gage Opdenbrouw's palette, the reference photo he worked loosely from, and the painting - to the point that he took it in the AWS demo. He plans to develop it in more studio sessions and will share further progress with AWS.

Gage Opdenbrouw, continued

PRACTICE AND PROCESS

Gage Opdenbrouw's advice for practice is straightforward:

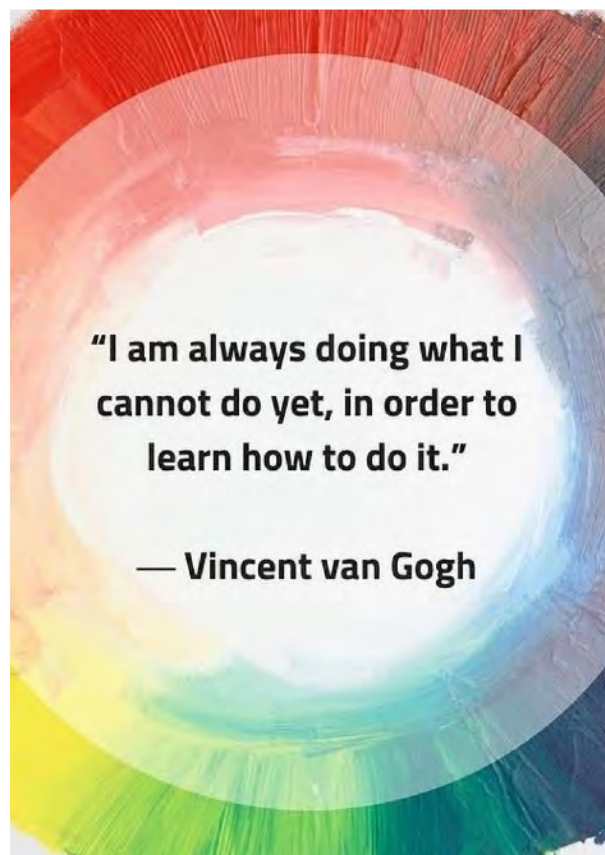
1. Do the "it" — whatever concept or technique he's demonstrating — in drawings first. Evaluate the abstract qualities before putting in the detail.
2. Then do the homework, fleshing out the details to apply the lesson more fully.
3. Go outside, paint or sketch, and bring that experience back to the studio, where memory and interpretation can take over.

INFLUENCES AND INSPIRATION

He cites J.M.W. Turner as an influence, especially his willingness to let atmosphere and abstraction shape the painting. Much of Gage's own work hovers between representation and abstraction, always grounded in thought, but liberated in execution.

BIO AND COURSE/WORKSHOP OPPORTUNITIES

An award winning artist and woodworker, Gage Opdenbrouw was born and raised in Northern California. He received his BFA from the Academy of Art College in San Francisco, and now teaches on-line courses in drawing and painting. He has exhibited widely. For course and workshop information, check out his website: www.gageopdenbrouw.com.



Carol Mills -

ABOVE:

"Smartass" 14x11 watercolor

ABOVE RIGHT:


"Wash Dog" 11x14 watercolor

RIGHT:

"Nata:" 12x9 watercolor

This one I just finished for my daughter and her husband. Their new puppy. This will be her Christmas present. Spent waaaaay too much time on it.





November Art Share

Captions by Judy Goldberg



From a series of veggie and fruit imagery, **Barbara Goodman** shows her collage "Asparagus."



Exploring styles of various artists, **Barb Lawson's** "San Franciscan Beauty" is a watercolor with thought to Wayne Thiebaud's landscape style



Bob Cheal and wife Shirley went to the Bahamas where beaches were *oddly empty*. "One way to memorialize a place is to ...**PAINT IT!**"



Carol Korzow painted "Silver Baskets of Plenty" in acrylic with a touch of silver iridescence.




An abstract acrylic pour in a Play-Doh-like limited palette is **Deni Marrone's** take on that hilarious, colorful food fight scene with the Lost Boys in the movie "Hook."



In her selfless self-portrait, **Gail Mardfin** watercolored a red blouse from Mexico, her well-traveled water bottle, a paintbrush, and more. *What would you choose?*



Pamela Nachtigall prefers oils, but for a *plein air* workshop in Ragle Park, it's pastel! Great place for landscapes ... take a walk!



Her husband loves sandwiches! **Hedda Gold** created this mouthwatering version with Prismacolor Pencils, called, "Stan's Lunch."



Leaving the beach, carrying chairs and totes, **Patty Westman** saw the late daylight and shadows on the dunes and dropped everything to take the photo for this watercolor.

Continued on next page...



Watching family videos, **Linda Immer** freeze-framed this image and made sketches to be painted later. *Gettin' ideas anyone?*



Returning from a journey through Japan, **Lorna Ho** painted this beautifully robed woman in the style of Eastern Art.



Painted ... not fried, **Marilyn Dizikes** made two dozen assorted *Schneeballens*, a local treat in medieval Rothenburg ob der Tauber, Germany.



In addition to painting, **Honora Russell** has a passion for making random things from odd bits, like this figure made from wire & beads.



Once upon a meeting, **Linda Reid** and **Kim Winter** began this collaborative abstract. Much work and many painted layers later, the image has morphed, with ghosts of earlier decisions, into "Don't Close Your Eyes on that Ghost."



Shirley Cheal's own acrylic painted papers and photos are used for this surreal collage. "When my brain gets going with art...this is just what comes out!"



James Reynolds' model for this oil painting was an online dimensional image... "She didn't slouch or take coffee breaks," he joked.

Here's a link to the 3D model site: <https://croquis.cafe/>



CIRCLE OF SIX ARTISTS

VIVA MEXICANA

841 Gravenstein
Hwy Sebastopol

Show continues
through December



Members Art Work



Katie Sanderson -
"Sunflower" 16x11 watercolor



Sandi Maurer - Stoneware group of
figures, each appx 5x3x4



Sandy Maurer - "Saint of the Orange
Chair Paints Whatever She Wants
Even If It's Messy" 16x20 acrylic



Connie Cook - "Dark Moon Rising" 10x10 collage & "Serenity" 10x10 mixed media



Carol Mills -
"Great grand boys" 10x8 watercolor



Linda Weber -
"Progress" 24x36 mixed media



Denise Monsoor -
"Macie" 16x12 oil



Chris Field -
"Clouds Above Santa Rosa"
5x7 oil



Nancy Tulloh -
"Barnyard Friends" 24x30 mixed media
*Started as a landscape, but then
animals have a tendency to show up.*




30+ hand-picked vendors with art, jewelry, ceramics, fiber arts and more - including AWS member **Christine Paschal** (*her earrings shown at right*).





The **Member's Show Opening Reception** in the gallery is the same day, **Sunday, December 7, from 2-4pm.**

Where in the world is Barbara Evans?!

Barbara sent these wonderful photos while traveling in Japan, where their son is stationed in the Navy. "We saw beautiful Kyoto temples in fall foliage - there were so many beautiful ones." They were next headed to Hiroshima.




Organized by **Kim Winter**, next up in the unique SebArts' Stop Gallery, is work by **ELIZABETH SPRINGS**. During the month of December, Elizabeth's newest series from Alaska, "Postcards From the Last Territory," will be making its debut.




Mixed media acrylic, each 20x20

The AI Corner (Artificial Intelligence)



Phil's photo



Chat GPT's rendering

PHIL WILKINSON WRITES

I took my photo of sailboats at sunset in Monterey and asked **Chat GPT** to render a pen and wash watercolor from the photo. I like what it did. Looking closely, it's not an exact replica, but captures the essence of the photo.

This raises the old question, 'What is truly art?' On the one hand, Chat GPT rendered a pen and wash watercolor with a few prompts from me, but on the other hand, it used my photo with its colors, composition and design, the basis of the work, and then imposed a painting style. • In any case, it's fun to interact with it, and very hard to not feel like it's an actual intelligence on the other end of the interaction. Scary!



AT LEFT: I started with a photo of a poppy flower and seed head. I asked Chat GPT to arrange the seed pod behind the flower, put the flower stalk in a dark blue vase sitting on a polished concrete table with one corner showing, and darken the background. Then render it all in a photorealistic style! It is my original photo and it rendered what I requested. Is that like me manipulating Photoshop, only more of it? I think I would have to at least say this photo has been digitally manipulated using Chat GPT.

Again, is it art? I think the finished product is, but how much of it can I claim? only more of it? It is my original photo and it rendered what I requested. Is that like me manipulating photoshop, only more of it? I think I would have to at least say this photo has been digitally manipulated using Chat GPT.



Critique this painting.

ELIZABETH SPRINGS WRITES

I just found out that AI will critique your work. Who knew? So I had Chat GPT and Grok critique my painting? You can, too.

Go to chatgpt.com (a google product) or grok.com (an xAI company). You will need to provide your email address as registration.

There is a Query Box to put in your question: **"Critique this painting."** To the left of the Query Box is a plus sign to attach your image.

I asked both platforms to critique a recent work and was pleased with the level of information I got back.

This is a highlight of the feedback **Chat GPT** provided:

An overall impression - summary:

Strengths - four points including:

- Color and harmony
- Texture and richness
- Dynamic composition

Areas for refinement:


- Clarify focal point
- Value structure
- Spatial cohesion
- Edge variety

What's working...

- Offers ideas for further work

Grok has its own style for certain - I found it to be more enthusiastic.

Being sensitive about my work, I appreciate the chance for input in an environment that feels safe. I'm not quite sure how often I will have AI critique my work, but I found the resource fascinating!




Lonna Necker and **Bev Kjeldsen** took a November workshop with Ellen Howard through the Mendocino Art Center.

LEFT, top & bottom are small gouaches on paper by Bev. ABOVE and at RIGHT are three water & gouaches by Lonna. Says Bev, "Great workshop! I learned lots!"



There's literally no way a horse drew this carriage



WISHING YOU A
BRIGHT HANUKKAH
MERRY CHRISTMAS
BLESSED KWANZAA
HAPPY FESTIVUS
JOYOUS SOLSTICE
FUN DECEMBER!



Best wishes to
JOYCE POINTE, as she
relocates to Richmond,
VA, where her son's family
lives - including her
1-year-old grandson.
Keep on painting, Joyce!



ART PAX

Pam Nachtigall uses these
silver padded packs for
safely transporting
her fine art.

Made by Hamish Hafter
in Petaluma.

www.artpak.net

He also does
archival framing
and canvas stretching.

LOST & FOUND

Plate left after the Oct. meeting. Gray scarf and
blue seat cushion left after the Nov. meeting.
Please claim them: awsomeart2023@gmail.com



Diana Jones -
"Splash" 7x5 watercolor



Diana Jones -
"Where's my Cookie?"
10x7 watercolor

**Final Reminder about your Artist Page
on the awsomeart.org website... Due 12/31***

Send email to awsomeart2023@gmail.com

Subject: "For AWS website" i

Include 3 squarely-taken jpgs of your art (large size)

Include title, dimensions (HxW), medium

Include your name & website/instagram (if applicable)

*Next opportunity will be June 2026

RileyStreet
art supply

103 Maxwell Ct, Santa Rosa
(707) 526-6421 • www.RileyStreet.com
Mon. - Sat. 9-5:30 | Sun. 11-4

HOLIDAY
SALE

FOR THOSE WHO
LOVE TO
CREATE

