



NEXT AWS MEETING: January 16 , 2020

Board mtg: 10:30 am Lunch: Noon Meeting: 12:30 pm Art Demo: 1:15 - 2:45 pm

Sebastopol Veteran's Building, 282 South High St., Sebastopol, CA

Inspirational Prompts: January - SHADOWS • February - FACES IN NATURE

www.AWSOMEART.org

AWS Artist Demo Thursday, January 16 SUSAN BRADFORD



Our own Susan Bradford will be demonstrating and discussing the “life-changing” painting technique she learned from John Pototschnik, who paints with just three colors (various Triads on the color wheel) so that all colors in the painting work harmoniously together.

Susan will demonstrate these ideas using a giant color wheel and show examples of the work she has created as she explores this new direction in her work.

AWS painters, don't miss this!



Kathy Byrne's watercolor painting *Pots and Pans*, was juried into the California Watercolor

Associations's (CWA) 50th National Exhibition Show. Over 600 entries were received and only 85 paintings were juried in by juror, John Salminen. Kathy earned her CWA Signature Membership in 2015 after being accepted into the yearly juried show three different years.

The show will be held at the Harrington Gallery at the Firehouse Arts Center, 4444 Railroad Avenue, in Pleasanton, Ca. The show runs from January 11-February 22, 2020. The artist's reception will be held on January 11, 2020, 2:00-4:00 p.m.

Congratulations, Kathy!

AWSOMEART.ORG Be sure to visit our art club's website, and particularly the Members' Artwork page, featuring 48 artists listed alphabetically. If you click on each artist's icon, you will be led to a personal art page, featuring three works of art. In December, two new members added work and 11 people updated their images. About 25 members still have not taken advantage of this membership benefit, however. Next updates in June!




ART WORKSHOP OF WESTERN SONOMA COUNTY

[Welcome](#) [About](#) [Monthly Meetings](#) [AWS Exhibits](#) [Members' Artwork](#) [Location/Contact](#)

Members' Artwork

Please click on icons to view work by some of our member artists.



Sebastopol Art Venues Current & Upcoming

Tombe Realty (10 pieces)

11/21/19-1/16/20: Hale Darby

1/16/20-3/21/20: **ARTIST NEEDED**

Umpquah Bank (6 pieces)

11/21/19-1/16/20: Marilyn Sommer

1/16/20-3/21/20: Diane Ceccarelli

Eye Associates Medical Group (12 pieces)

11/21/19-1/16/20: Bob Hart

1/16/20-3/21/20: **ARTIST NEEDED**

Slice of Life Restaurant (12 pieces)

11/21/19-1/16/20: Gail Mardfin

1/16/20-3/21/20: Susan Bradford

Senior Center

11/21-1/16/20: Susan Bradford

1/16/20-3/21/20: Jan Blake

**Please contact our new
Coordinator of Art Venues**

Deni Marrone to fill in these spaces!

denijomarrone@gmail.com • (408) 202-3875

January Refreshments

Please deliver your food (enough for a dozen people) to the meeting BEFORE NOON. Thank you.

SANDWICHES/ FINGER FOOD

Susan Barri
Patty Bird
Gary Caldwell
Gail Mardfin
Susan Nestor
Paula Pearce
Susan Rogers
Marilyn Sommer
Ann Storms
Carolyn Wilson

DESSERT/FRUIT

Kathy Hainke
Patricia Marina
Karen Miller
Carol Mills
Avinash Pandey
Rita Rhine
Bonnie Seyford

It's that time of year again!

2020 APPLE BLOSSOM ART SHOW

Committee Chairs & Members Needed

Patricia Marina, our new ABS Chair, reports *we need more members to sign up to chair ABS committees at the January meeting* so we can move forward with meetings and coordination of duties.

If you can't attend the January meeting but would like to volunteer, *please call Patricia at 415-307-4734*. Thank you to everyone.

Committees, Chairs, & Helpers *so far...*

Floor Docents/Popular Vote	Jerry Fabiano, Chair 10 more needed
Food/Hospitality	Chair needed 5 more needed
Pat Landskron	
Greeting Cards	Carol Mills, Chair
Judge's Assistants	Carolyn Wilson Paula Pearce
Hanging	Fran Nielsen, Chair 3 more needed
Kathy Byrne, Phil Wilkinson	
Labels/Entry Forms	Lorraine Stribling Rachel Swan-Howard
Program	Gail Mardfin
Panels	Chair needed 1 more needed
Patricia Marina, Don Stewart, Susan Bradford	
Photography	Avanish Pandey
Posters/Post Cards	Gary Caldwell
Publicity	Gail Mardfin
Raffle	Lonna Necker 13 more needed
Chris McNamara	
Receiving	Beverly Bird 5 more needed
Sales	Patty Bird 5 more needed
Wine Service	Gary Wilson

**Thank you to Merrie Krisl
and to Diane Ceccarelli
for their many years of past service
in the positions of
Recording Secretary and
Coordinator of Art Venues.
Our volunteer organization depends
on people like them.
Thank you!**

KEEPING IN TOUCH

Are there AWS members you haven't seen in awhile? Reach out! And let Corresponding Secretary Fran Nielsen know so she can send a card — it's so nice to know when others are thinking of you, so let's keep our AWS connections strong.

**RileyStreet Art Supply
103 Maxwell Court, Santa Rosa**



(707) 526-6421

Below are some great "clean color" tips by Keith Bond, who is a fantastic landscape painter. (His website is www.keithbond.com.) I have read many articles by him that have appeared in the FineArtViews Newsletter, and always appreciate what he has to contribute. This selection was part of an article appearing on 12/6/19. I recommend subscribing to this free, worthwhile newsletter at fineartviews.com.

- Gail Mardfin, Editor

Clean Color by Keith Bond

...[Here are] some simple, practical housekeeping tips to make it easier to keep your colors clean. These tips are geared around keeping your paint from becoming contaminated. With uncontaminated colors, you can control each and every mixture. Regardless of whether you paint vivid or subdued hues, you want to start with uncontaminated paint.

Clean Brushes - Wipe them often with a rag. Rinse them in your thinner periodically as you paint. Use fresh brushes in areas when you need *both* clean color *and* pure color.

Organized Palette - Arrange your piles of color around the perimeter of your palette. Don't squeeze colors from the tube right into the middle of the palette. Reserve this for your mixing area. This is one of the most common mistakes I see from my students.


Clean Your Palette Often - From time to time while you paint, scrape or wipe the palette clean. Give yourself a clean space to mix your paint.

Don't dip into the middle of your piles of tube colors - This will contaminate them. Take paint from the edge of the pile.

When replenishing your colors on your palette, clean the area that is designated for that color before squeezing the paint from the tube - Don't squeeze clean paint onto a contaminated pile and don't just find an open spot in the middle of the palette (See "organized palette").

Mix with a palette knife - I don't always do this. I use my brush often. But when I need to mix light colors that also have a higher chroma (more pure, bright pigment), I always use a knife.

Make it easier on yourself and keep your palette and brushes clean.



Inks in Motion
Workshops in Painting with
Alcohol Inks
Rhea Schnurman
RRRhea1@gmail.com • (707) 820-7432
Santa Rosa, CA 95404
Classes taught every Friday 3:00-5:00 at RileyStreet
www.InksinMotion.com

GALLERIA
ARTISANS CO-OP
Quality - Handmade - Local
17175 Bodega Highway
PO Box 52 (707) 876-9830
Bodega, CA 94922
11-5 daily
info@artisansco-op.com artisansco-op.com


Our 2019 Holiday Party was lots of fun!

Photos by Gail Mardfin & Marjorie Murray-Cortez



Thanks to Carol Mills
and Santa's helpers for
making it all happen!





Happy New Year!
May you fill 2020 with love, fun,
and plenty of ART!