

Art Workshop of Western Sonoma County
8214 Covert Lane • Sebastopol CA 95473



[AWsomeART.org](http://AWesomeART.org) • November 2023

THURSDAY, NOVEMBER 16th

Sebastopol Veteran's Building, 282 South High St, Sebastopol, CA • MASKS STRONGLY ENCOURAGED

10:30 Board • 12:00 Potluck • 12:30 Meeting

1:30-2:45 - Art Demo: Airbrush with Rod Morgan*

NOV. Prompt: A Bountiful Table • DEC. Prompt: Holiday Mini-Masterpieces

November is election month
for AWS, too.

See next page to see the new
slate of officers for 2024.



BY THE CLOCK...


Please let the Board meet uninterrupted until 11:45. It gets loud once folks start arriving, so we

ask you to not enter the meeting room with art or food until 11:45. Thank you.

REMINDER: The potluck lunch *BEGINS AT 12:00 noon*. Thank you.

* ROD MORGAN

Rod's first loves are 3D geometric constructions and 2D optical illusions, and he will show some of his pieces, but for this AWS demo he will be sharing his expertise with airbrush as a painting medium - perfect for gradations, textures, and patterns. Working with a small electric generator & waterbase dyes, he will demonstrate the use of ink through stencils and other applications. Yes, airbrush can employ acrylic paint and oil paint, so come and learn about this technique as Rod works on an easel with an airbrush. He taught an airbrush class at Utah Valley State College and his award-winning sculptural work has been commissioned and shown in museums.



Rod Morgan's airbrush technique on frosted mylar

FROM THE PRESIDENT, JUDY GOLDBERG

Hello lovers, appreciators, and makers of all things art!



Our awesome AWS evolved from six original members into a great diverse gathering that continues to grow and include a widening circle of media and genres. Everyone's enthusiastic participation and willingness to serve are what enable our group to continue with such vitality. Appreciation and admiration to all who have and will have a part in helping AWS achieve this success.

We artists of AWS, with positive encouragement and by example, stimulate one another to continually advance with our individual art work. This has been a great help for me personally.

In a previous life, when I was a commercial artist, it was an interesting challenge to develop a solution that pleased our clients. However, painting a wheat field for a vitamin label or designing digital graphics for packaging kitchen tools as creatively as I could, was not my "art."

Once retired and untethered from my iMac, I was free, artistically. Whatever shall I do? I tried a class in printmaking here, another in watercolor there. I took a stab at stained glass. But there was still that something compelling me to create what I hoped others would like.

"Learn what you like...all that matters is what you like... not what other people like... some other people will still like it." ~ Louise Fletcher

So, how do we learn what we like. During Louise Fletcher's Demo - [Playing with Ink and Collage](#) on YouTube, I listened to her spontaneous musings about her process as she casually flipped through her sketchbooks. She would pause and point to a bit of texture or inky gradation with, "Now, I like this little bit here." Coming upon an imprint of bubble wrap and some cardboard tube circles, she admitted to "not being a fan of pattern," adding that others might like it though. (Yep, I love pattern.)

Louise continued, "I don't know where all this is going... it's just gonna go somewhere and I will understand it in the end... that's the point of making the work... By making the work...we understand why we're doing what we're doing... So let's get started."

Okay!
Judy Goldberg

2024 Slate of AWS Officers

President

Judy Goldberg

Vice President

Lonna Necker

Treasurer

Merrie Krisl
assisted by Patty Bird

Recording Secretary

Judy Boles

Corresponding Secretary

Fran Nielsen

Membership Chair

Lorraine Stribling

Apple Blossom Show Chair

Linda Reid

Venues

Deni Marrone

Publicity

Patricia Marina & Judy McFarland

Newsletter Editor & Website

Gail Mardfin

Hospitality Team

Marcella Ford, Leah Ocean
& Charito Shetty

Members-at-Large

Allene Donato & Rhonda Johnston

Please attend the meeting
to learn about the nomination
process, hear about the
new Board position of
Member-at-Large,
and
meet the nominees.

=

Gail Mardfin & Judy Goldberg,
Nominating Committee

VICE PRESIDENT'S REPORT • LONNA NECKER

Greetings, members!

Our demonstrator for October was **Ron Sumner**, who gave a brief but thorough demonstration of how to wire a frame properly and seal the back with paper. I think our Receiving and Hanging teams for the Apple Blossom Show will greatly appreciate Ron's lesson. I know that now that I know how to properly finish off the backs of my frames, I will try to make my hangings look cleaner and more professional. Ron also showed us many of his paintings. They were amazing, large watercolors of the natural world, though a multicolored zebra was the exception (*at right!*)



Our demonstrator for November will be our own **Rod Morgan**. Rod is usually a three-dimensional artist, but he plans on demonstrating the use of airbrush as a way to enhance our paintings. If you've never seen an airbrush artist in action, stay for the demo!

October had two prompts. ILLUMINATING PERSPECTIVES: THE EXPLORATION OF LIGHT is the first prompt that we aligned with the Sebastopol Center for the Arts' exhibitions. We had a delightful showing! (*See page 14.*) **The Call for Entries deadline for SebARTs' "Light Show" is November 17.** October's second prompt was PUMPKINS & GOURDS, which also yielded some lovely depictions. (*See page 8.*) Our prompt for November is A GENEROUS TABLE.

Here starts the rain! Maybe we can have a rain prompt this next year. I'll check out the months we have available for such a prompt. **Do you have other ideas for a prompt? Please let me know, as well as suggestions for demo artists for our 1:30-2:45 programs.**

Take care,
Lonna



**KINDLY REFRAIN
FROM TALKING &
HAVING SIDE
CONVERSATIONS
WHEN WE ARE
HAVING AN ARTIST
DEMO. IT MAKES IT
HARD FOR OTHERS
TO HEAR!
Thank you.**



NEW AWS MEMBERS!
Julia Hansen - Santa Rosa
Pam Heck - Santa Rosa
Patti Feikert - Santa Rosa
Honora Russell - Sebastopol

Helpful Hint: Remember to take a photo of your art work as soon as you finish it! Especially watercolors or other media that will be framed under glass. Once framed, it's pretty impossible to get a good photo because of reflections.

And while you're at it, send the image to gail@PLPgraphicdesign.com so it can go in the next newsletter! Include your name, art title, dimensions (HxW) & medium.

AWS BOARD MINUTES

October 19, 2023



Members Present: Judy Goldberg, Patty Bird, Deni Marrone, Gail Mardfin, Judy McFarland, Fran Nielsen, Lonna Necker, Lorraine Stribling, Linda L. Reid, Rhonda Johnston

Others Present: Carol Mills

Meeting was called to order at 10:41 AM by President Judy Goldberg.

General Updates

- The deYoung Museum trip on November 14th did not get enough participants for a bus. Gail will announce in member meeting that there are 4 individuals who are willing to drive and that she is to be contacted if interested.
- Judy Goldberg donated two binders and got new inserts for new ABS Artist books. To be announced during the Members meeting if anyone wants to take on the project of clearing out the old book and putting each artist's page in the new book. [UPDATE: Dana Rodney has taken on the project.]
- Change of Members meeting was discussed; going forward announcements and business will be before art share. Motion for change: Gail Mardfin. Second: Patty Bird. Passed unanimously.
- Re-election for next year's board members is in transition. Two current board members will be stepping down. Treasurer-Patty Bird will be passing the baton to Merrie Krisl, and Secretary-Rhonda Johnston's position is open: Gail Mardfin is chairing the Nominating Committee and will reach out to potential candidates.
- Adding 2 Board Members-at-Large (a board member with voting power but no defined duties) was discussed and is being considered. It would be a way for newer members with fresh perspectives to expand the board. [UPDATE: This was agreed upon in follow-up Board emails; see page 2 for nominees.]

VP Programs: Lonna Necker

- SebARTs' upcoming call for entry is: "Haven-Where do you go for comfort and thoughtful contemplation" (March 8th – April 7th)
- Artist presentation for November will be by member Rod Morgan: Airbrush.
- November's Prompt: A Generous Table

Treasurer: Patty Bird

- Jacque Mielke Awards account \$5,971.69
- Working balance \$5,712.57

Correspondence: Fran Nielsen

- Fran sent out one card. Going forward, for confidentiality, the name of whom the card was sent to will not be announced.

Venues: Deni Marrone


- Adhesives used for artists' information at the local Venues is a big problem. Going forward artists will hang their information card directly onto their art. This will be discussed in Members meeting.

Communications: Gail Mardfin

- Thank you to Lorraine Stribling and Andrea Way for indexing six years of newsletters, which will eventually be available on the website.

Apple Blossom Show

- Linda had the ABS meeting on October 12th and it was very successful. A report has been made and will be discussed and voted on in November.



Treasurer Patty Bird delivers the financial news, which for AWS, is quite good!



Minutes cont. on next page

AWS Board Minutes, continued

New Business

- The small holiday party artworks will be raffled differently this year. Members who bring artwork will get one raffle ticket for each piece donated. Additional raffle tickets can be purchased. Each artwork to be raffled off will be chosen by a chance drawing.
- A Holiday Party Chair and decorating party is needed. Carol has been Holiday Chair for many years and would like to pass on the role. To be announced during meeting. **[UPDATE: Christine Paschal volunteered!]**

11:48 a.m. Motion to close: Patty Bird. Second: Fran Nielsen.
Meeting adjourned

Submitted by Rhonda Johnston, Recording Secretary.



Patty recently unearthed a drawing of Lorraine done by Jacque Mielke, the beloved AWS member who bequeathed \$10K to AWS to be used for ABS awards.



Sandi Maurer- “Enjoying a Second Cup” 10x8 acrylic on canvas & “Enjoying a Second Cup 2” 10x8 acrylic on wood



Rhonda K Johnston -
ABOVE: “Maui on Fire” 28x26 pastel
BELOW: “Vessels” 30x29 pastel



Nancy Tulloh -
“2” 22x28 mixed media



SEBASTOPOL VENUES November 16-January 18

Coffee & Moore

INCOMING: Abstraction Group:
Patricia Marina, Kim Winter, Nancy Tulloh, Linda Reid
NEXT: Elizabeth Gomes

Fandee's Restaurant

INCOMING: Gail Mardfin
NEXT: Kathleen Andre & Rhonda Mertle

Hole in the Wall Restaurant

INCOMING: Rhonda Mertle & Enid Barnes
NEXT: Linda Dove-Pierson

Hair Masters

INCOMING: Elizabeth Gomes
NEXT: Carolyn Jarvis

Sonoma Burger

INCOMING: Susan Barri
NEXT: OPEN

Specialty Center

INCOMING: Deni Marrone
NEXT: Enid Barnes

Umpqua Bank

INCOMING: Lorna Ho
NEXT: OPEN

VISIT THE VENUE, THEN SIGN UP with
Venues Coordinator Deni Marrone
or call/text her at (408) 202-3875

November 16 Refreshments

Please have your contribution (enough to serve
12 people) on the table promptly at noon.

>> Remember to sign in at the door
AND on the food table.

SANDWICHES/ MAIN DISHES

Judy Boles
Becky Breslin
Chris Field
Judy Goldberg
Elizabeth Gomes
Gail Mardfin
Judy McFarland
Fran Nielsen
Niki Skelton
Honora Russell
Andrea Way



DESSERT/FRUIT

Enid Barnes
Susan Bradford
Linda Donahue
Linda Dove-Pierson
Linda Donahue
Leah Ocean
Kath Root



RAFFLE SALES
Becky Breslin

SUPER IMPORTANT ANNOUNCEMENT ABOUT ART IN VENUES!!!

DO NOT STICK ANY ID LABELS
TO VENUE WALLS.

Attach your ID labels with tape to the
back of art so that the labels hang off
the bottom edge (right side) or side of
the piece, depending on the situation.



Linda Donahue -
"Girl: Mechanically Inclined"
8x8 assemblage/mixed media
displayed in a shadow box



Lorraine Stribling -
"Specimen"
6x6 mixed media

SEBASTOPOL
CENTER FOR THE ARTS



Join us for **THE BOWL** Fundraiser

at Sebastopol Center for the Arts

Sunday, December 3 @ 6:30 pm

This event benefits the Documentary
Film Festival & the Ceramics Dept.

Choose your custom-made bowl
created by a SebART's ceramicist.

Your hand-thrown bowl will be
filled with a delicious entrée made
by a local Chef!

Enjoy your keepsake bowl and
delicious food *while viewing a film*
presented by the Sebastopol
Documentary Film Festival!

What a great way to spend
a Sunday evening!

Click here for tickets:

<https://www.sebarts.org/thebowl>

- **Special \$25 pricing for artists -**
Let's all go, AWS members!



Members are invited to enter one piece of art
in this annual non-juried show.

To enter, fill in the form online [https://
form.jotform.com/232604907263152](https://form.jotform.com/232604907263152)


\$25 registration fee



October Prompt II: Pumpkins & Gourds



Carol Mills -
"Harvest Bounty" 11x16 watercolor



Andrea Way-
"The Punkin' Truck"
12x9 acrylic



Merrie Krisl -
"Peekaboo Pumpkin"
14x14 pastel



Gail Mardfin -
"Pumpkin & Gourds"
11x11 watercolor



Hedda Gold -
"Pumpkins"
11x14
watercolor with pen



Paula Pearce -
Acrylic &
Sharpie marker
*Results of
Pumpkin Paint
Day with
cousin Linda*

October Art Share

President **Judy Goldberg** invites member artists to briefly share about the piece of art they brought; some are pictured here. This is how we support each other and learn from each other.

And guess what, we will have a NEW MICROPHONE by November's meeting!!



Chris Field discusses her watercolor of a snoozing fox inspired by a photo from the free photo site unsplash.com.



Niki Skelton created a gourd that records her trip around Ireland, inscribed with Jewish & Irish symbols.



Hedda Gold holds a hard shell gourd that features four faces on it.



Rita Rhine explains her “Reflections in a Fishbowl” watercolor this way: *I love my home and location, although it is not always perfect, sometimes I feel like I live in a fishbowl. Trucks coming and going most days. I got a new inspiration to try a new technique, sort of Impressionist, with my watercolor. First made a visit to my local pet store and took pictures. From there, the painting developed. If you look closely there are no rocks, no fish, but hidden objects on the bottom, a little mystery. Reflections in a fishbowl!*



Marilyn Dizikes' textured acrylic seascape incorporated Sennelier Abstract, an innovative acrylic impasto paint, and is framed in an Ampersand frame.



Linda Reid brought one-half of a recent acrylic diptych of strong colors with text and letters collaged on to it. Knowing we can only bring ONE piece per meeting, Linda assured us the missing half is just as good!

HEADS UP! ARTIST PAGES ON AWS WEBSITE ARE DUE DECEMBER 31, 2023

One of your AWS member benefits is having an artist page on the AWSOMEART.ORG website.

NEW MEMBERS: send your name, any website links, and three squarely-taken JPGs of your work.

Include title, dimensions (HxW) and medium. **OLD MEMBERS:** feel free to update your work. Three pieces per page. Send to gail@PLPgraphicdesign.com • Next update opportunity is June 2024.

After you've looked at the website, if you still have questions, contact Gail.

The Harvest Fair, October 14 by Carol Mills, Organizer



TWENTY-TWO AWS artists delivered work to the one-day Harvest Fair Art Show & Sale, but despite the beautiful set-up, it was not in the right end of the building for foot traffic. Congratulations to the three who did make a sale: Judy Boles, Kathy Byrne, and Gail Mardfin.

Thank you to those who hung the show, pictured below. Big thanks to everyone for their on-time deliveries & pick-ups, and especially to all-day helpers Gail, Fran, and Merrie.

We will have to see about next year...



Gail strolled through the pavilion doing pen & ink sketches to attract interest in the art show. Watercolor/ink rendering above by Gail.



Hangers, Merrie Krisl, Kathy Byrne, Fran Nielsen, Carol Mills, Gail Mardfin, Rhonda Johnston. Missing: Susan Bradford.

Enid Barnes -
"Pretty Girls"
16x20 acrylic

"Big Pink"
24x24 acrylic

I have just started abstracts and am having such a good time messing around with them.



In the role of Corresponding Secretary for 15 years now, **Fran Nielsen** sends art cards with individually tailored messages to members in need of encouragement, sympathy, get well wishes, or just to say we're thinking of them. These cards are so appreciated by the recipients. If you know of someone in need of support in this way, please speak to Fran. It will be kept confidential. Fran's email is jwfnpw@sbcglobal.net or speak to her at a



October Artist Demonstration: Ron Sumner

by Judy Boles



Bev Kjeldsen introduced her good tennis pal and artist, Ron Sumner


AWS members were informed and entertained by award-winning watercolor artist, Ron Sumner, as he demonstrated how he backs and wires a framed watercolor painting and then demonstrated his watercolor wash techniques, all with a great sense of humor.

Ron buys his frames from the Mackey Picture Frame Company in Santa Rosa, then cuts the mats and puts the frames together himself. He adds layers of foamcore until it is almost level with the back of the frame to make it difficult to poke a hole in the backing (*pic 1 below*). He used a framing gun (point driver) to insert staples into the frame to hold everything in place.

He demonstrated putting a dust cover on the back, using black craft paper cut to a little larger than the frame. Working with cotton gloves to keep hand-oil off the surface, Ron attached the paper using thin double-sided tape just inside the outer edge of the frame. Starting in the middle of one side, he firmly pressed the paper onto the sticky tape. When completely adhered, he sprayed the paper with a fine water mist, and then pulled the paper to the other side of the frame and pressed it down (2), then did the same to the top and bottom. As the craft paper dries, it will shrink and become taut. Using a metal yardstick as a guide, he cut off the excess paper to just a bit inside the edge of the frame (3). To reuse the frame, you can peel the backing off from corner to corner.

Using an awl, Ron drilled two small holes through the backing and into the frame, about 3" from the top into which he screwed the D-rings, but not too tight. He threaded hanging wire through one D-ring twice, then wrapped the wire around itself. Pulling the wire taut, he repeated this on the other side and cut off any excess (4). He added self-stick buffer pads at the two bottom corners to protect the wall and to allow the painting to hang more upright. He will later place a sticker in the upper right corner with his name, title, medium and price. He advises keeping the price the same when moving from venue to venue.

Ron shared many framed paintings on display, and said he often uses Adobe Photo (\$19/month) for reference photos, which he then draws or traces onto the paper. Ron worked on a watercolor of a zebra already underpainted with a yellow background and stripes in many colors. Using a small brush and a container of watercolor mixed to a good consistency, he put a second wash over the zebra's nose and stripes, making small strokes from top to bottom, "never going back where I've been." He likes a darker wash toward the bottom to "hold the painting up." He left the highlighted areas as they were and used the second wash to darken the shadows, feathering these areas together with light strokes. He may use gouache for fine lines or painting on top of a dried painting.



Ron shows a "bridge" made from 3 pieces of wood to keep his hands off the paper and as a guide for making straight or curved lines.

Ron was raised in Menlo Park and studied at the California College of the Arts in Oakland. He holds a BFA (painting & drawing & design) and he is an award-winning member of the American Society of Watercolor Artists. Ron is a member of the Upstairs Gallery in Healdsburg, where some of his work can be seen on its website at <https://www.upstairsartgallery.net/ron-sumner.html>.



AN ART PARTY WEEKEND!!

CAROL MILLS' STEELE LANE COMMUNITY CENTER SHOW

50+ watercolors & pastels on display - and sales, too!



Carol Mills' daughter Mackenzie (left, with Carol) was one of the many guests to enjoy the art reception Carol put together on Friday, Oct. 20. AWS members were there, too! Above, Linda Reid, Denise Ferrere, Kim Winter, Rhonda Johnston, Hale Darby, Deni Marrone, and Leah Ocean. **The show at 415 Steele Lane, Santa Rosa, is up through January 5th.**

Congratulations, Carol!



A Steele Lane Show Opportunity for All!

The Steele Lane Community Center is committed to exhibiting the artistic talents of artists *from around Sonoma County*. There is a 3-month rotating schedule for local artists, who can sell their art with no commission and have a 2-hour artist reception on the Friday after the art is installed. If interested in getting on the schedule for the future, contact Justin Smith, Justinsmith@srcity.org

KIM WINTER'S MOONLIGHT BREWING ART SHOW

An array of 20 recent art works - some done in collaboration



Kim Winter (center, pink boots) is flanked by AWS members who "came out for a beer" on Saturday, October 21, the night before the show in Santa Rosa came down. Left to right, Rhonda Johnston & her partner Elizabeth, Denise Ferrere, Linda Reid, Kim's wife Laurie, Kim, Wendy Brown, Linda Donahue, and Gail Mardfin.



Call to Artists

The Artisans Co-op is looking for more artists to join their gallery.

There are two levels of membership, Full & Consignment.

Full members work the gallery 2 to 3 days a month, pay \$25 monthly dues, and receive 100% of sales.

Consignment members receive 50% of the price of their work.

For more details, you're encouraged to go to the gallery at **17175 Bodega Highway** in the town of Bodega or call 707-876-9830 for more details of membership.

AWS members who are Artisans Co-op members: Christine Paschal, Deni Marrone, Carolyn Jarvis, Dana Rodney, Judy Pagnusat.



Hedda Gold -
"In the Forest"
12x9 acrylic



Jan Blake -
"Soft Time"
30x24 acrylic



Judy Grigg Goldberg -
"On the way to our hotel -
Arcos de La Frontera"
12x9 watercolor




Deni Marrone -
"Reminiscence"
11x14 acrylic

Dripped fluid acrylic on canvas from a vase pour, then embellished. Sometimes the colors and patterns just speak to me.



Jerry Fabiano -
"Mendo Breakers"
10x15 pastel

Nancy Sanchiotti -
"Lynmar Winery"
12x16 oil




October Prompt I: Light



Lonna Necker -

LEFT TO RIGHT: "Lake Reflections" 9.5x7.5 oil, "Seaside Sunset" 8.5x11.5 oil, "BluArbor" 10x8 oil



Marcella Ford -
"Plaza Pond
Reflections"
11x9 pastel



Charito Shetty -
"Glow of the Firefly"
14x11 watercolor



Member Profile: Christine Paschal

by Paula Pearce

Paula: So Christine, where were you born and raised?

Christine: I was born in Santa Rosa and raised in the Russian River area until we moved to Ukiah where I attended middle school and high school.

P: Did you grow up with siblings?

C: Yes. My original sibling was my older brother by 14 months, Michael Holberg. After my parents split up and remarried, I gained a step-sister six months older than me and we are still close and look very much alike. In addition to that, I also gained one step-brother who was six months older than my brother and his name was Michael, too. And then later, I married a Michael!

P: Did you have relatives who were artists or anyone else in your life that inspired you as a young person?

C: Yes, my maternal grandmother was a nurse by profession but loved art of all kinds. She sewed her own clothes and loved beadwork. In fact, for generations back, my mother's side of the family were prolific artists. For instance, many of my past relatives were gifted in decorating stoneware by gilding it with gold and silver paint. Another accomplished talent was in tatting and making lace and paper collage work

P: Can you recall as a child, what you wanted to be when you grew up and what did you end up doing?

C: I wanted to be a furniture designer because I liked to draw furniture and build furniture for my dolls. When I got a little older I wanted to be like my dad and be a firewoman, but he discouraged me by telling me I was not tall enough and I believed him. As an adult, my profession was being a psychiatric technician at the Sonoma Developmental Center in Glen Ellen for 20 years.

P: When did you first become interested in art?

C: As a child, I was taught how to color correctly by



Christine holds a painted sand dollar; two of her polymer clay seascape vessels



my grandmother. She was a perfectionist! All through grade school and high school and even in Santa Rosa Junior College, I balanced my nursing major with art classes of all kinds.

P: What actually inspired you to begin to take your art interest seriously?

C: It happened when I retired from my technician profession in 2008. I discovered the multi-variations of TV craft shows that ignited my passion for sculpture, beadwork, and jewelry design.

My favorite of all was in the discovery of sculpting with polymer clay because it comes in various colors and you can blend the colors to make other colors, just like in painting.

P: Can you describe what medium you first explored?

C: Without a doubt, it was my coloring books with my grandma and I still love it and do it with my grandkids now!

P: Did that evolve into other art mediums?

C: Yes, painting in grammar school with tempera paints, and that led to using watercolor paints in junior high school followed by drawing classes in high school.

P: Do you have any particular art projects of yours you may want to tell us about?

C: Yes, I have a few favorite joys by creating jewelry and crafts with nature-inspired designs. Ocean themes are my most consistent source of inspiration, along with birds, whimsical garden fairies, and on occasion even a fanciful wizard has emerged from my collection. Some of my most intricate designs are my 3D hummingbirds made from tiny colorful seed beads.

P: Christine, your creations sound intriguing. Where can we find them?

C: I display my work at the Artisans Co-op Gallery in the town of Bodega. On a side note, I also serve as the head of the steering committee of the co-op, which showcases everything from **CONT. ON NEXT PAGE**

Christine Paschal Profile, CONT.

fiber arts and photography to pottery, leather goods, yarn and hand knitted sweaters, hats, plus unique paintings all created by our 50+ select Sonoma County artisans.

P: How did you find out about AWS?

C: It was by invitation of Deni Marrone - I came as her guest and I joined one month later in October 2022.

Conclusion by Paula:

I am so glad to be back writing these interviews. My last one was done six months ago for the April issue. I felt a little out of step when Christine started telling me of her wide spectrum of specialties. But I got some

help from reading *The Press Democrat* article written by [Dianne Reber Hart, March 1, 2021 titled, "Guerneville artist looks to ocean, nature for inspiration"](#) featuring Christine Paschal's creations.

In May, I bought a pearl bracelet at the Artisans Co-op in celebration of Jeff's and my 42nd wedding anniversary. During the interview process I was wearing it. I showed it to Christine and she recognized it as one of her own! That really makes it extra special! I enjoyed this interview process with Christine and I am still inspired by her unique artistic talents with her widespread use of various artistic materials. Thank you, Christine. Bravo!



CERES COMMUNITY PROJECT VOLUNTEER OPPORTUNITY

Ceres Community Project is the only non-profit north of San Francisco preparing and delivering nourishing organic meals that help clients, especially those with few resources, to manage and improve their health. How? By having teenagers serve as volunteer gardeners and chefs, learning to grow, cook and eat healthy foods. More at <https://www.ceresproject.org/>

In December, they include a **small gift bag with one of their deliveries to each client.** With 400 clients, just in Sonoma County, it's quite an undertaking and they reach out to art organizations in the area to reach out to their members.

Ceres welcomes handmade contributions, such as hand-painted rocks, a scarf or hat you knitted or crocheted, soaps that you make, a fragrant swag of fresh herbs like bay and rosemary, a ceramic mug you made or painted, or something else! *No food items please, and nothing tied to a specific holiday since Ceres serves clients of all backgrounds and traditions.* They also ask that gifts not be gender specific.

Handmade goods can be dropped off at either Ceres Kitchen location **by December 1st:**

Santa Rosa Kitchen

SAY Dream Center
2447 Summerfield Rd, 95405
(Mon-Thurs 8.30-6 & Fri 11-4)

Sebastopol Kitchen

7351 Bodega Ave, 95472
(Monday-Thursday 8.30-6 & Fri 10.30-2)

RileyStreet

art supply

103 Maxwell Ct, Santa Rosa
(707) 526-6421 • www.RileyStreet.com
Mon. - Sat. 9-5:30 | Sun. 11-4



**THANK YOU, RILEYSTREET, FOR BEING AN
AWS ADVERTISER FOR SO MANY YEARS!
AWS members, support your local art supply store
and remember to ask for your 10% discount on all
items not already discounted or on sale.**

Extra! Extra! HALLOWEEN Supplement

Well, I, **Gail Mardfin**, was just putting the finishing touches on the [already 16-page] newsletter, when I took a break to attend the SebARTs reception for the "People" show, up now to December 3rd. It is a FABULOUS exhibit! (Even though my piece wasn't accepted; when I saw how excellent the show was, selected from 700 entries, I didn't feel so bad.) I donned my uni-brow and went as **Frida Kahlo**, where I met up with two other Fridas! I ran into Sugars singer **Patricia Marina** - who DID get a piece accepted:

Congratulations! She was dressed as a **Work of Art** (with a \$250,000 price tag). **Kim Winter** was dressed as...**local artist Linda Loveland Reid**, right down to the platform shoes and painted toenails! **Linda Reid** herself was dressed as the flamboyant art collector & promoter, **Peggy Guggenheim**, the subject of one of her art lectures.

Congratulations also to new member **Pam Heck**, who also has a powerful piece in the show. - gm, editor

